


July 7 & 8, 2023

Judge:

Michael Ochetto

Hunt
County
Horseman's
Association



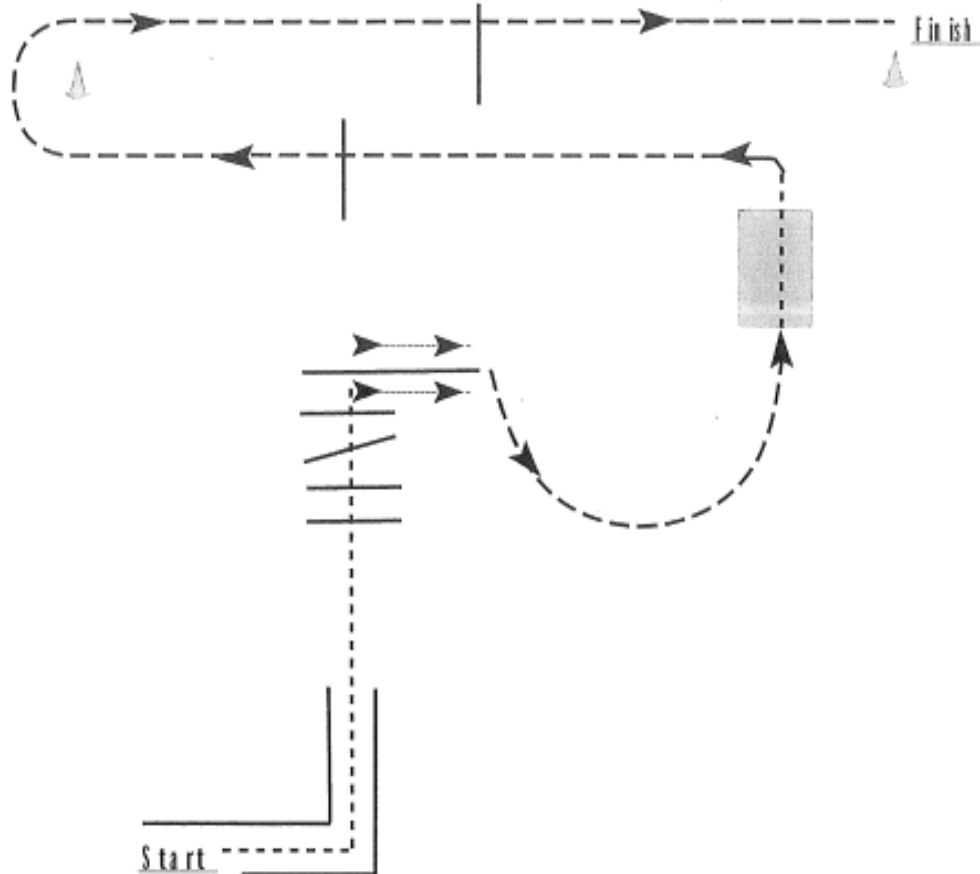
HCHA

Trail

Show Date:

www.HorseShowPatterns.com

www.HorseShowPatterns.com



1. Walk thru L
2. Walk over logs.
3. Sidepass final log to the right.
4. Jog to bridge.
5. Walk over bridge.
6. Jog over pole, around cone, and over pole to finish.

Walk	-----
Jog	- - - - -
Extended Jog	— — — —
Lope	—————
Leg Yield	
Lead Change	///
Back	←←←←←
Marker	Ⓚ
Sidepass	↔

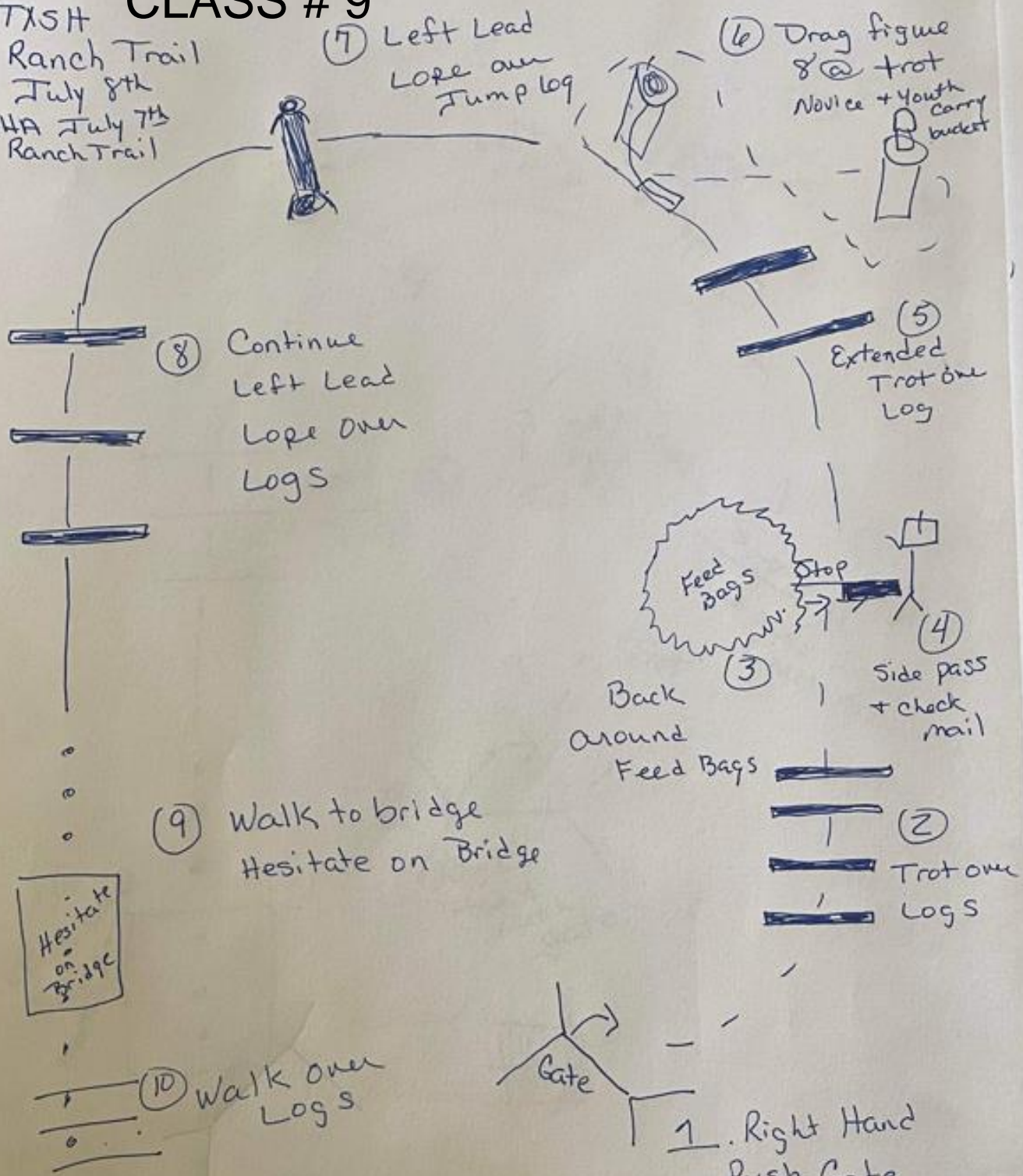
CLASS # 1 TO 3

[T/WT-26]

Pattern Provided by:

CLASS # 9

ETXSH
Ranch Trail
July 8th
AQHA July 7th
Ranch Trail



(7) Left Lead
Lope over
Jump log

(6) Drag figure
8 @ trot
Novice + Youth
Carry
bucket

(8) Continue
Left Lead
Lope over
Logs

(5) Extended
Trot over
Log

(4) Side pass
+ check
mail

Back
around
Feed Bags

(9) Walk to bridge
Hesitate on Bridge

(2) Trot over
Logs

(10) Walk over
Logs

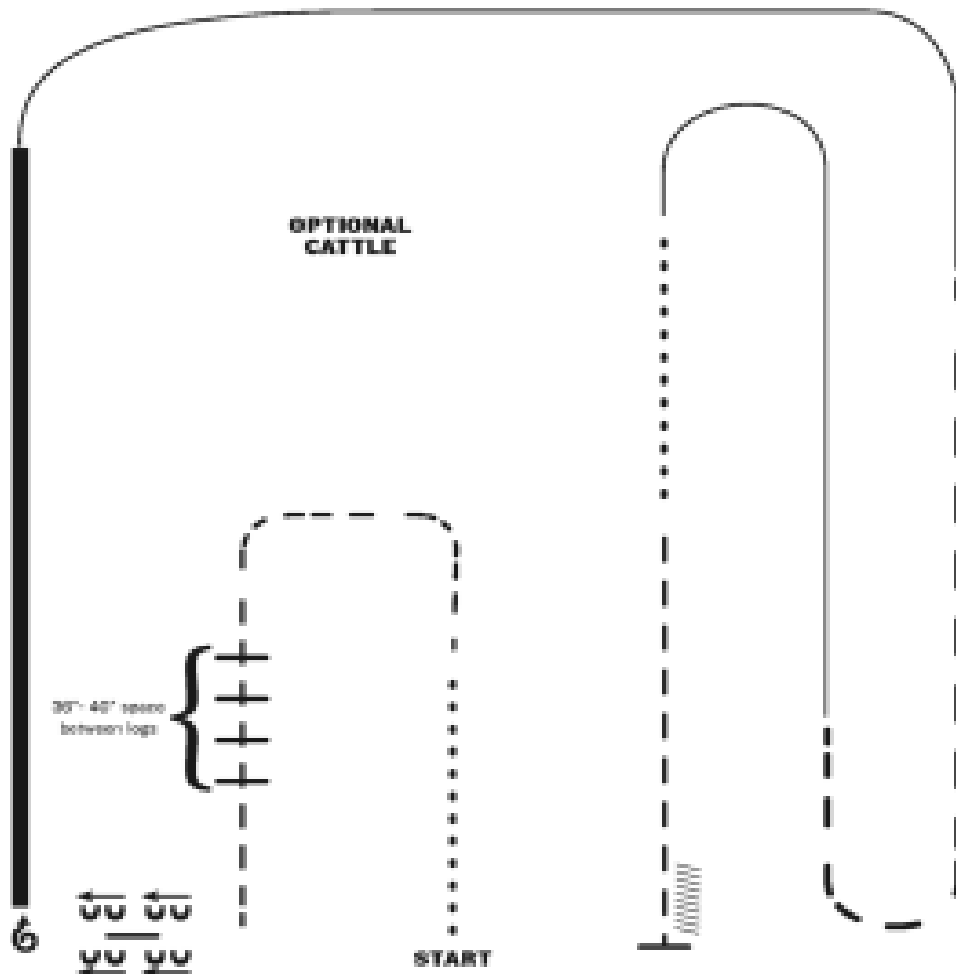
1. Right Hand
Push Gate

- 1- Right Hand push gate
2. Trot over logs + Stop next to Log
3. Back circle around the feed bags
4. Side pass Right over log + clock the mail
5. Extended trot over the log to Drag
6. Pickup rope + Drag log at trot in a figure 8
7. Left Lead Lope over jump
8. Cont. Left Lead Lope over Logs
9. Walk to bridge-hesitate
10. Walk over Logs

Hunt County Horsemen's Association

Ranch Riding (Open, Amateur, HCHA and 19 & over)

Show Date: 07-08-2023



1. Walk
2. Trot
3. Trot logs
4. Side pass right
5. 1 1/2 turns right
6. Extended lope (right lead)
7. Lope right lead
8. Extended trot
9. Lope left lead
10. Walk
11. Trot
12. Stop and back

CLASS # 14 – 15

Note: The drawn description of this pattern is only intended for the general depiction of the pattern. Exhibitors should utilize the arena space to best exhibit their horses.

[RR/AQHA-12]

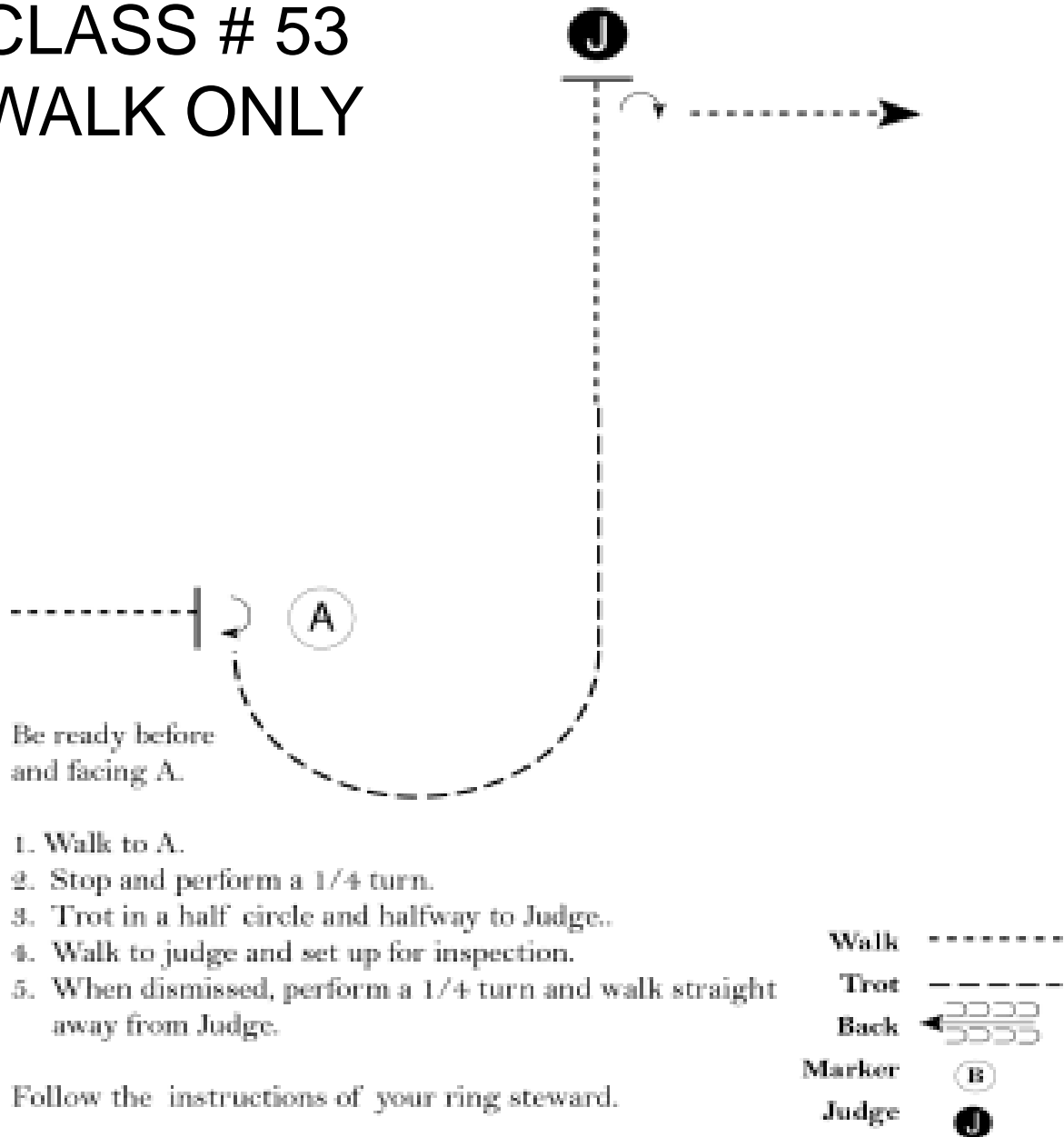
Pattern Provided by:
Michael Ochetto

Hunt County Horsemen's Association

Showmanship (Small Fry and all walk-trot)

Show Date: 07-08-2023

CLASS # 53 WALK ONLY



[S/WT-82]

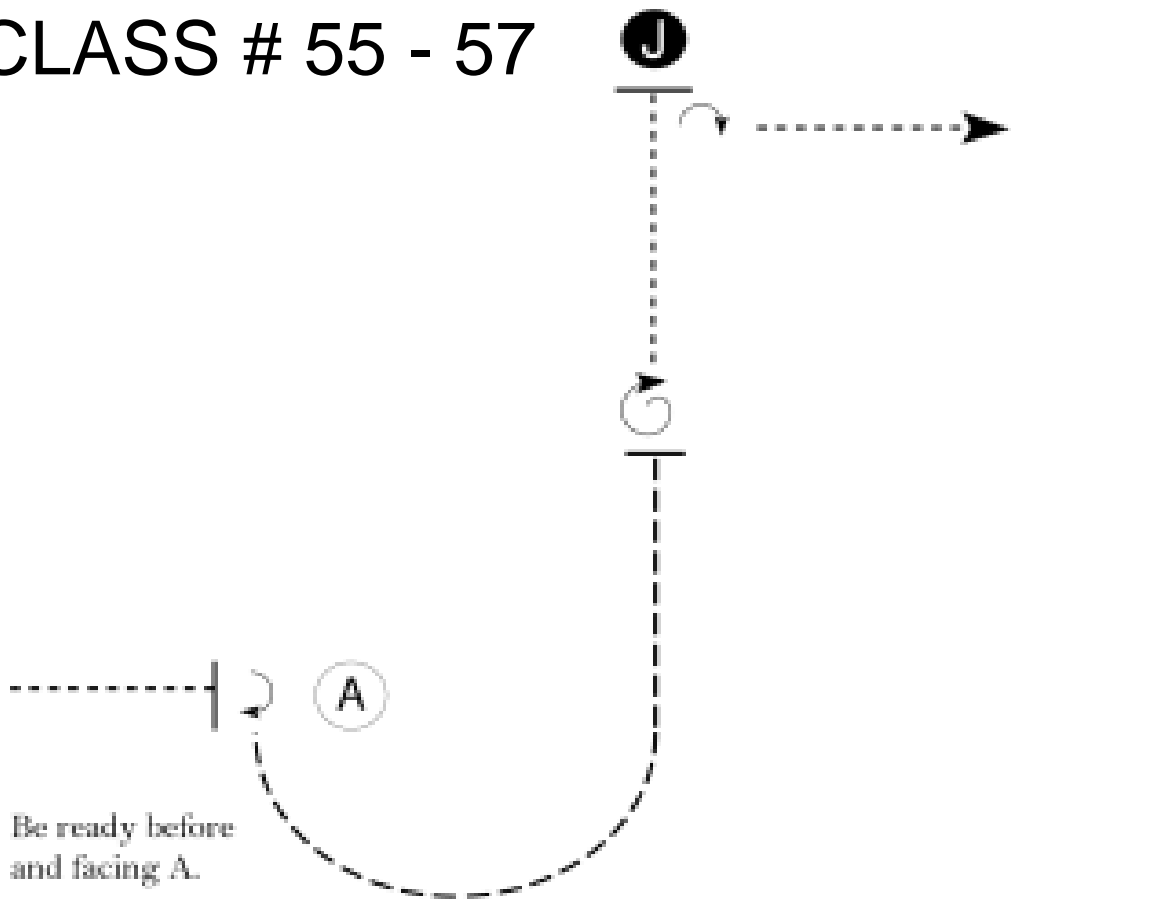
Pattern Provided by:
Michael Ochetto

Hunt County Horsemen's Association

Showmanship (All novice and 13 & under)

Show Date: 07-08-2023


CLASS # 55 - 57



Be ready before
and facing A.

1. Walk to A.
2. Stop and perform a 1/4 turn.
3. Trot in a half circle and halfway to Judge.
4. Stop and perform a full (360 degree) turn.
5. Walk to judge and set up for inspection.
6. When dismissed, perform a 1/4 turn and walk straight away from Judge.

Follow the instructions of your ring steward.



[S/1-82]

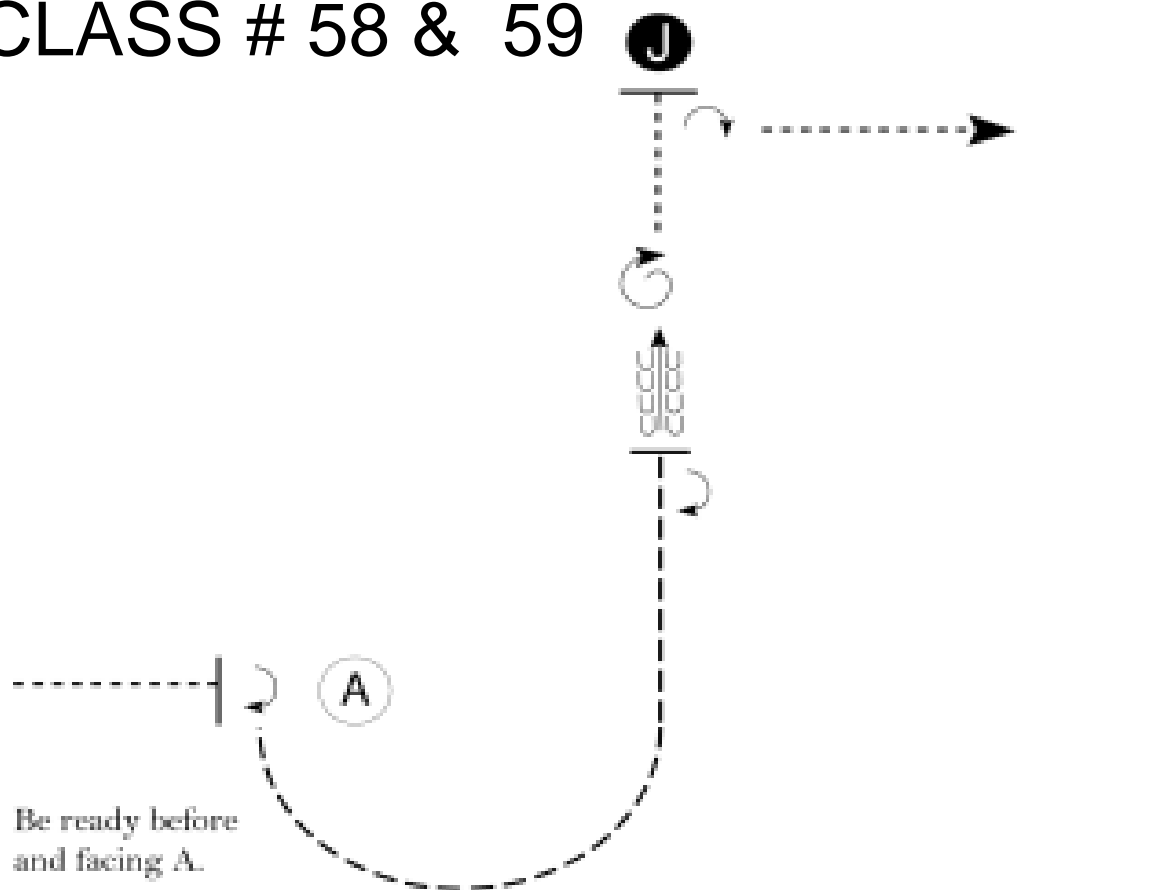
Pattern Provided by:
Michael Ochetto

Hunt County Horsemen's Association

Showmanship (14-18, Amateur and HCHA 19 & over)

Show Date: 07-08-2023

CLASS # 58 & 59



Be ready before
and facing A.

1. Walk to A.
2. Stop and perform a 1/4 turn.
3. Trot in a half circle and halfway to Judge.
4. Stop and perform a 1/2 turn.
5. Back approximately one horse length.
6. Perform a 1 1/2 turn.
7. Walk to judge and set up for inspection.
8. When dismissed, perform a 1/4 turn and walk straight away from Judge.

Walk	-----
Trot	-----
Back	←-----
Marker	(A)
Judge	(J)

Follow the instructions of your ring steward.

[S/2-82]

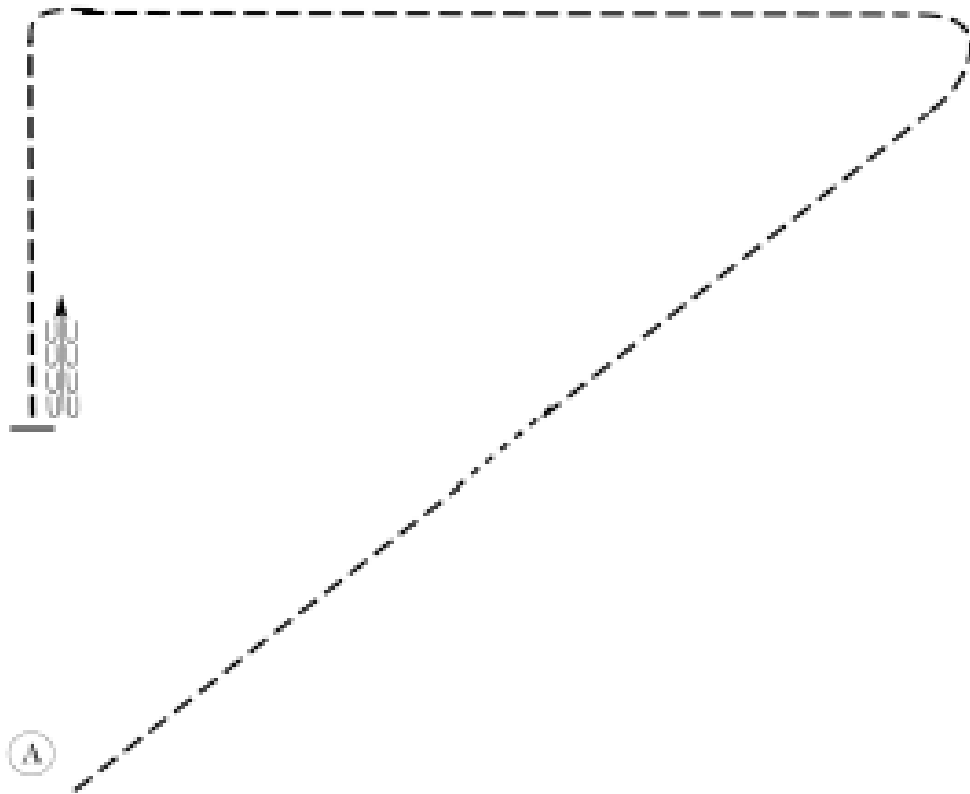
Pattern Provided by:

Michael Ochetto

Hunt County Horsemen's Association

Hunt Seat Equitation (All walk Trot)

Show Date: 07-08-2023



Be ready at A.

1. Trot right diagonal.
2. Walk 10 steps.
3. Trot on the left diagonal to the corner.
4. Change diagonals and trot to next corner.
5. At corner, perform a sitting trot halfway to A.
6. Stop when halfway to A and back approximately one horse length.

Walk	-----
Trot	- - - - -
Extended Trot	— — — — —
Canter	—————
Leg Yield	
Lead Change	↖ ↗
Back	← ← ← ← ←
Marker	⊙
Sidepass	← →
Hand Gallop	— — — — —

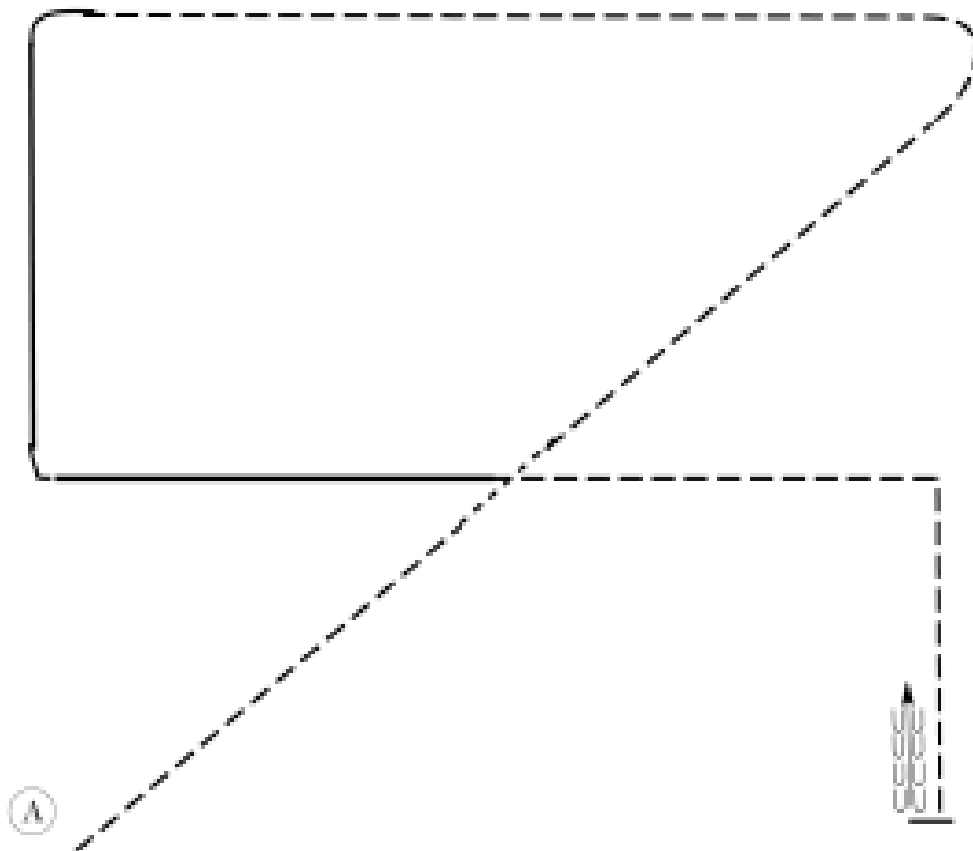
CLASS # 73 & 74

[HSE/WT-106]

Pattern Provided by:
Michael Ochetto

Hunt Seat Equitation (All Novice)

Show Date: 07-08-2023



Be ready at A.

1. Trot right diagonal.
2. Walk 10 steps.
3. Trot on the left diagonal to the corner.
4. Change diagonals and trot to next corner.
5. Pick up the left lead canter and canter crossing over your line.
6. Break to a sitting trot around corner until you are in line with A.
7. Stop and back and back approximately one horse length.

Walk
Trot	- - - - -
Extended Trot	— — — — —
Canter	— — — — —
Leg Yield	
Lead Change	↖ ↗
Back	← ← ← ← ←
Marker	⊙
Sidepass	← →
Hand Gallop	— — — — —

CLASS # 75 - 76

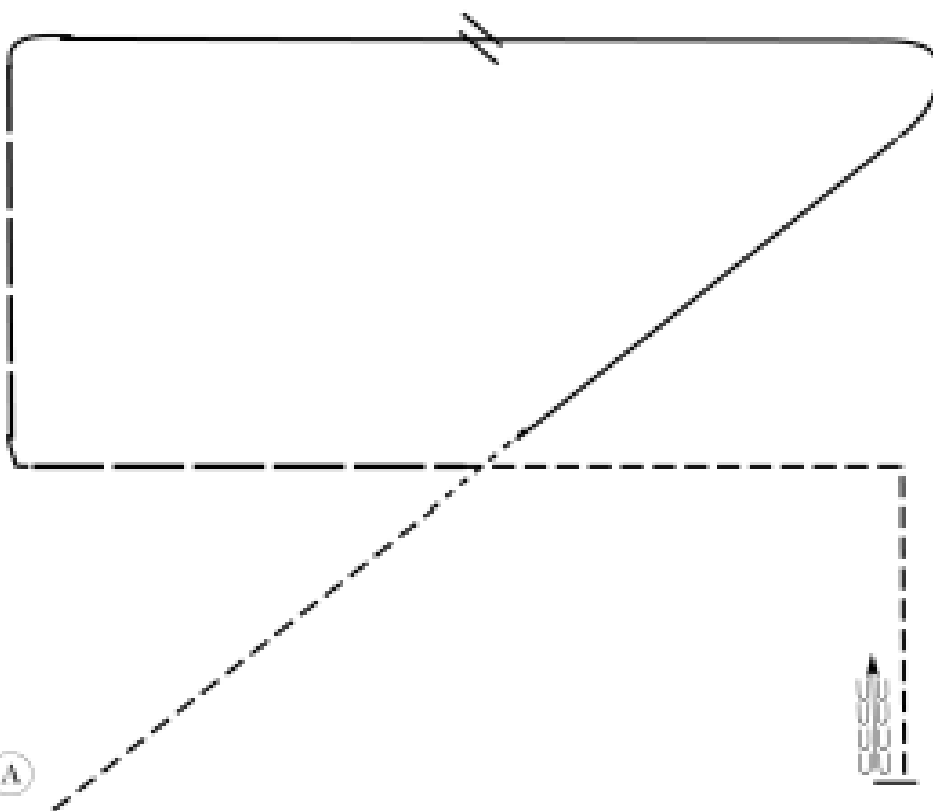
[HSE/1-106]

Pattern Provided by:
Michael Ochetto

Hunt County Horsemen's Association

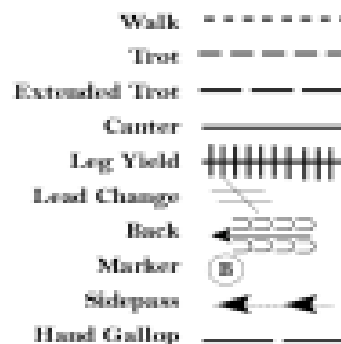
Hunt Seat Equitation (14-18, Amateur)

Show Date: 07-08-2023



Be ready at A.

1. Trot right diagonal.
2. Walk 10 steps.
3. Canter on the right lead.
4. Change leads and continue on the left lead.
5. Hand gallop, crossing over your line.
6. Break to a trot remaining in the two point position.
7. Left diagonal after your corner until you are in line with A.
8. Stop and back and back approximately one horse length.



CLASS # 77 - 78

[HSE/2-106]


Pattern Provided by:

Michael Ochetto

Hunt County Horsemen's Association

Western Horsemanship (All walk -trot)

Show Date: 07-08-2023



Be ready at A.

1. Perform a jog from A and a square corner toward center of pattern.
2. Continue the jog in a straight line.
3. Stop and perform a 1/4 turn to the left.
4. Back approximately one horse length
5. Walk until you cross your line.
6. Exit arena at a jog.

Walk
Jog	-----
Extended Jog	- - - - -
Lope	—————
Lead Change	↘
Back	←
Marker	ⓐ

CLASS # 89 & 90

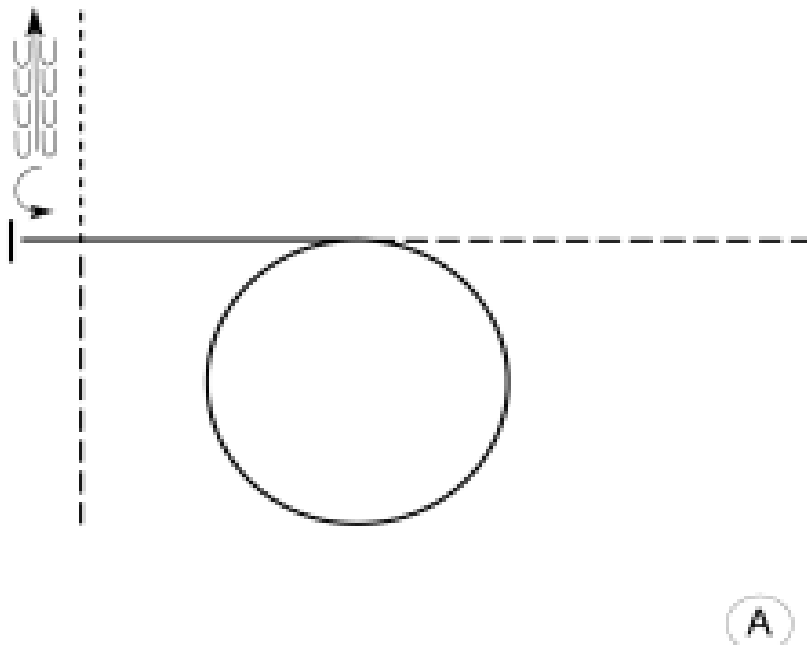
[WH/WT-104]

Pattern Provided by:
Michael Ochetto

Hunt County Horsemen's Association

Western Horsemanship (All Novice)

Show Date: 07-08-2023



Be ready at A.

1. Perform a jog from A and a square corner toward center of pattern.
2. Lope a left lead circle.
3. Close the circle and continue loping on the left lead in a straight line.
4. Stop and perform a 1/4 turn to the left.
5. Back approximately one horse length.
6. Walk until you cross your line.
7. Exit arena at a jog.

Walk
Jog	-----
Extended Jog	-----
Lope	-----
Lead Change	
Back	
Marker	

CLASS # 91 & 92

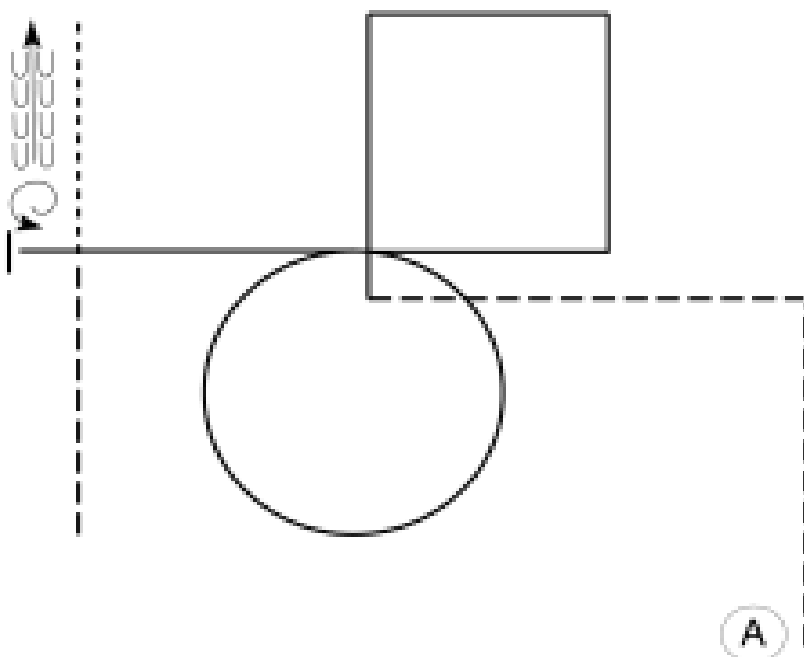
[WH/1-104]

Pattern Provided by:
Michael Ochetto

Hunt County Horsemen's Association

Western Horsemanship (14-18 & Amateur)

Show Date: 07-08-2023



Be ready at A.

1. Perform a jog from A and a square corner toward center of pattern.
2. Make a square corner right at center.
3. Lope a right lead square.
4. Change leads at center and lope a left lead circle.
5. Close the circle and continue loping on the left lead in a straight line.
6. Stop and perform a 1 1/4 turn to the left.
7. Back 5 steps.
8. Walk until you cross your line.
9. Exit arena at a jog.

Walk
Jog	-----
Extended Jog	-----
Lope	
Lead Change	↘
Back	←←←←←
Marker	⊙ B

CLASS # 93 & 94

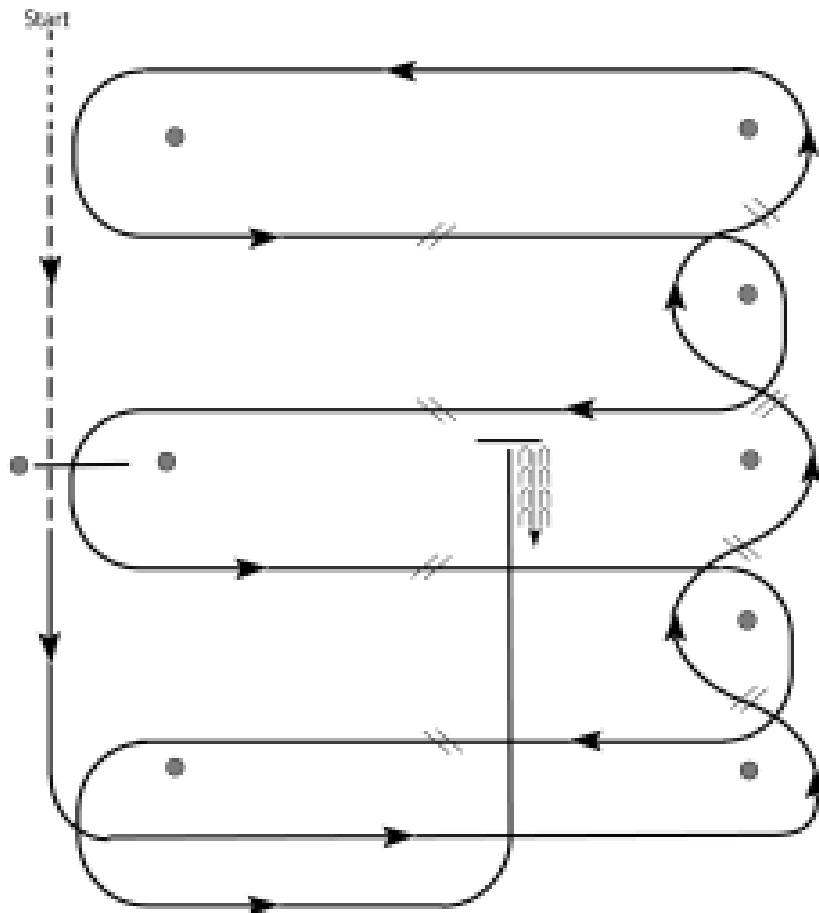
[WH/2-104]

Pattern Provided by:
Michael Ochetto

Hunt County Horsemen's Association

Western Riding (All)

Show Date: 07-08-2023



1. Walk and jog over log.
2. Transition to lope and lope around end.
3. First line change.
4. Second line change.
5. Third line change.
6. Fourth line change and lope around the end of the arena.
7. First crossing change.
8. Second crossing change.
9. Lope over log.
10. Third crossing change.
11. Fourth crossing change.
12. Lope up the center, stop and back.

CLASS # 95 – 97

[WR/OP-1]

Pattern Provided by:

Michael Ochetto