


March 10 & 11, 2023

Judge:

Delena Doyle

Hunt
County
Horseman's
Association



Hunt County Horse Show

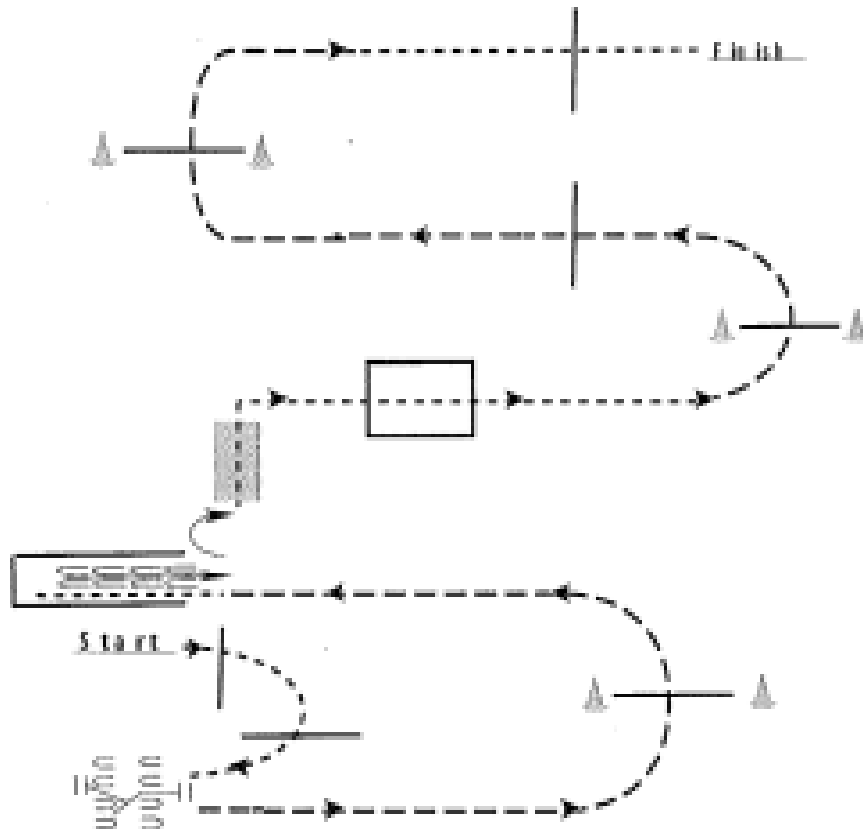
Trail

Show Date: 2007

CLASS # 1 - 3

www.HorseShowPatterns.com

www.HorseShowPatterns.com



1. Walk over two poles to gate
2. Work gate with left hand
3. Trot over pole to chute
4. Walk into chute
5. Back out of chute
6. Walk over bridge
7. Walk through box
8. Trot over poles
9. Break to the walk and walk over final elevated pole to finish

Walk
Jog	-----
Extended Jog	-----
Lope	—————
Leg Yield	
Lead Change	↘↙
Back	←←←←
Marker	(B)
Sidepass	←→

[T/W/T-9]

Pattern Provided by:
Trail - Walk Trot

Hunt County Horse Show

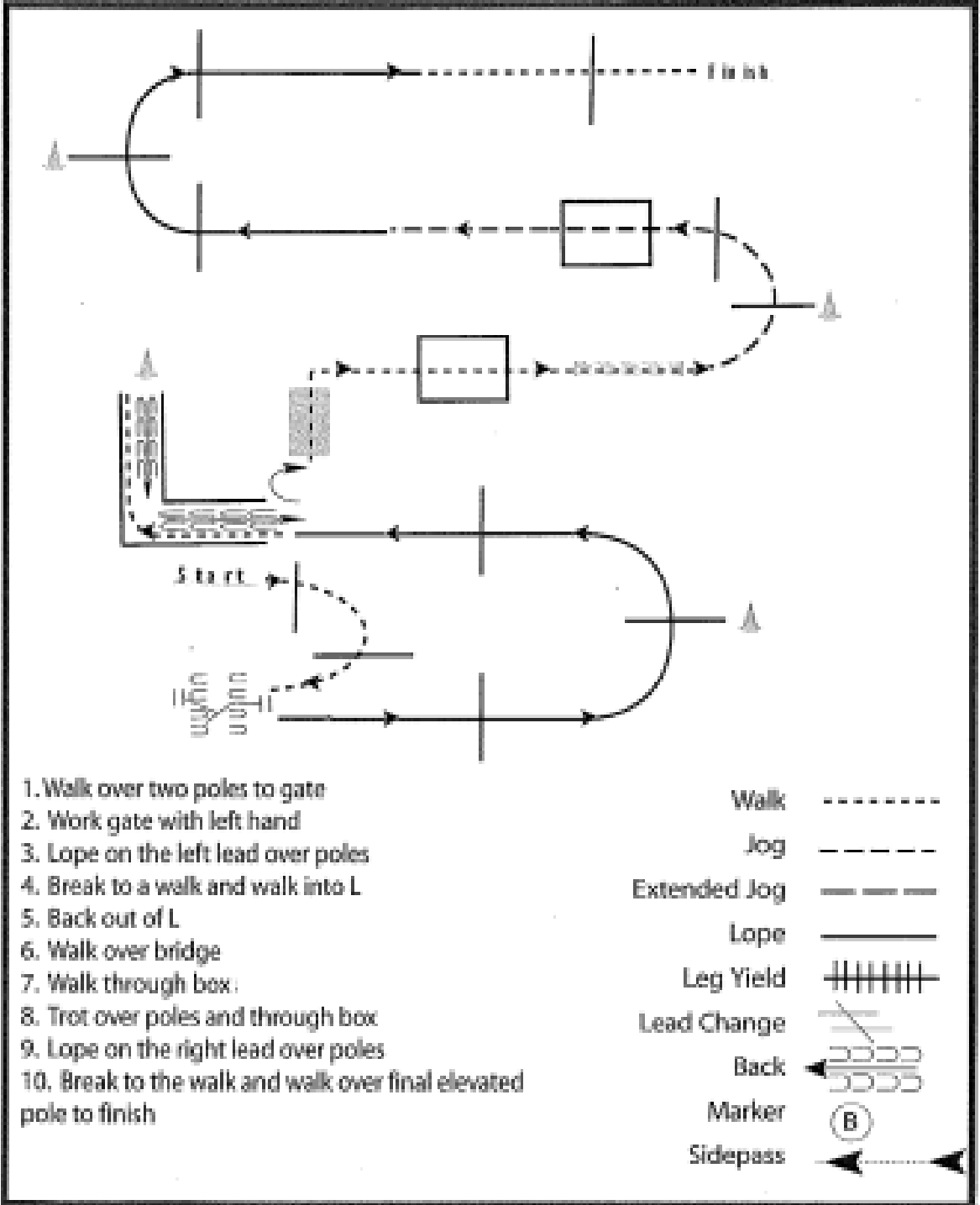
Trail

Show Date: 2007

CLASS # 4 - 8

www.HorseShowPatterns.com

www.HorseShowPatterns.com



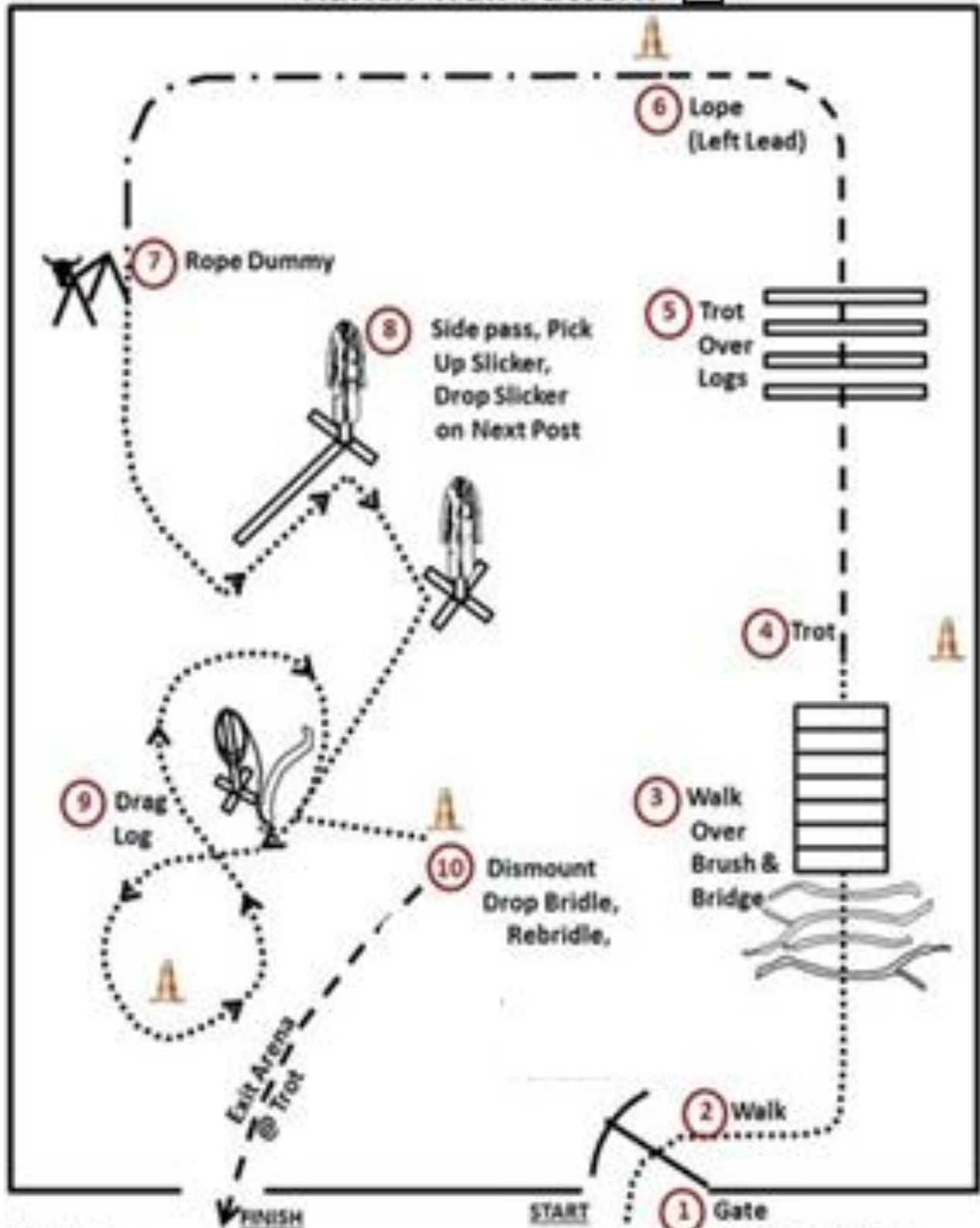
1. Walk over two poles to gate
2. Work gate with left hand
3. Lope on the left lead over poles
4. Break to a walk and walk into L
5. Back out of L
6. Walk over bridge
7. Walk through box:
8. Trot over poles and through box
9. Lope on the right lead over poles
10. Break to the walk and walk over final elevated pole to finish

Walk	-----
Jog	- - - - -
Extended Jog	— — — — —
Lope	—————
Leg Yield	
Lead Change	↘ ↙
Back	← ← ← ← ←
Marker	(B)
Sidepass	← →

[T/2-9]

Pattern Provided by:
Trail - Level 2

Ranch Trail Pattern - CLASS # 9



Legend

.....	Walk		Cone
-----	Trot		
- . - . - .	Lope		

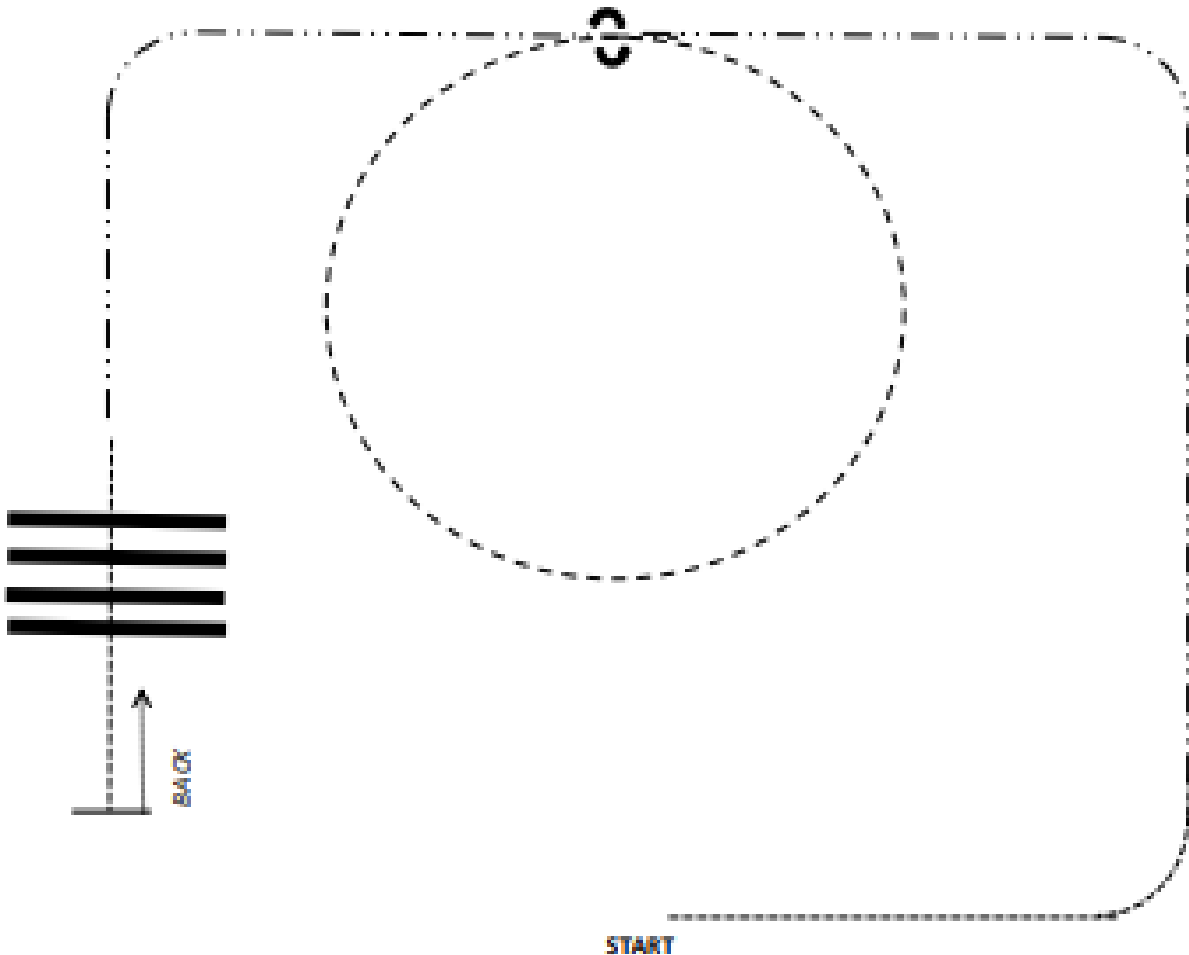


RANCH RIDING WALK TROT

Pattern #1

CLASS # 10

WALK	-----
TROT	-----
EXT TROT	-----



1. WALK
2. EXT. TROT 1/2 way up the ARENA
3. TURN LEFT EXT. TROT to Center of ARENA
4. TROT CIRCLE to LEFT
5. TROT
6. 360 TURN LEFT
7. EXT. TROT
8. WALK over RAILS
9. STOP / BACK 1 Horse Length

Hunt County Horsemen's Assn

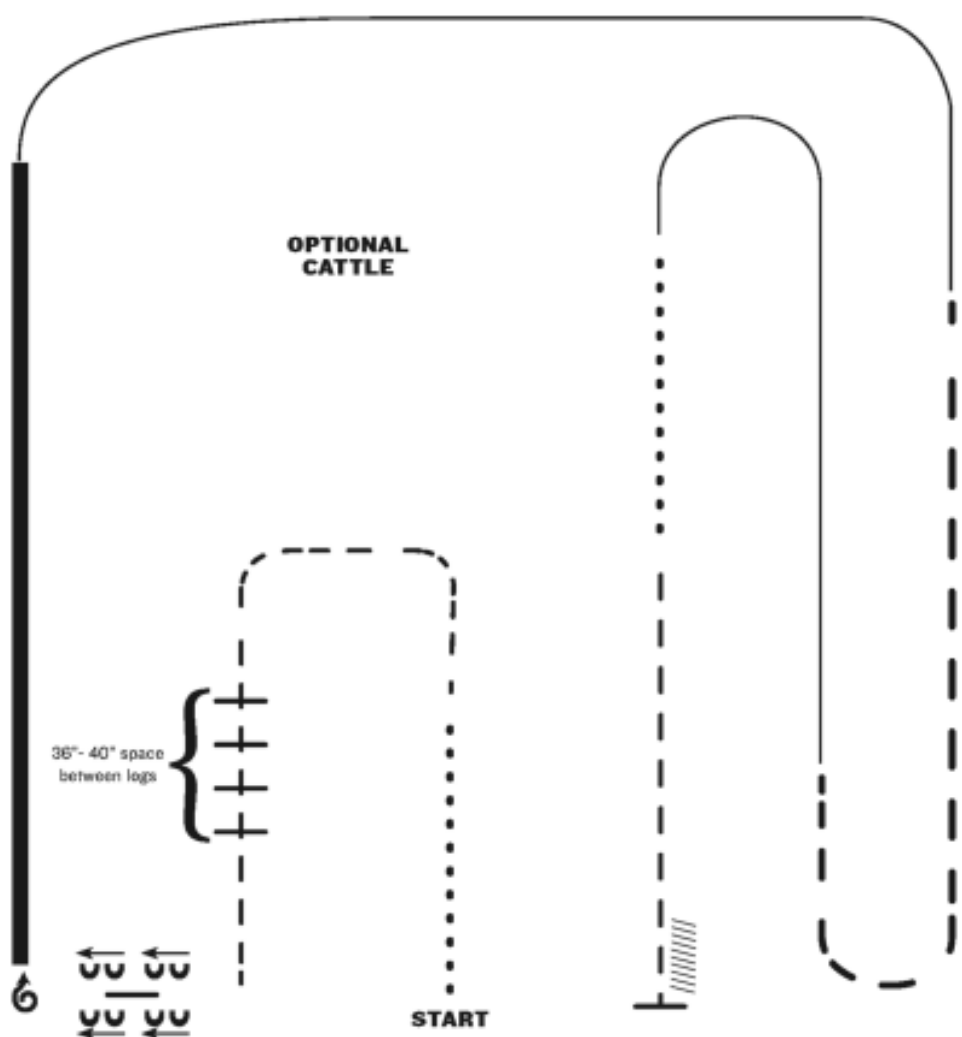
Ranch Riding (All Classes)

Show Date: 03-11-2023

CLASS # 11 - 15

www.HorseShowPatterns.com

www.HorseShowPatterns.com



1. Walk
2. Trot
3. Trot logs
4. Side pass right
5. 1 1/2 turns right
6. Extended lope (right lead)
7. Lope right lead
8. Extended trot
9. Lope left lead
10. Walk
11. Trot
12. Stop and back

Note: The drawn description of this pattern is only intended for the general depiction of the pattern. Exhibitors should utilize the arena space to best exhibit their horses.

[RR/AQHA-12]

Pattern Provided by:

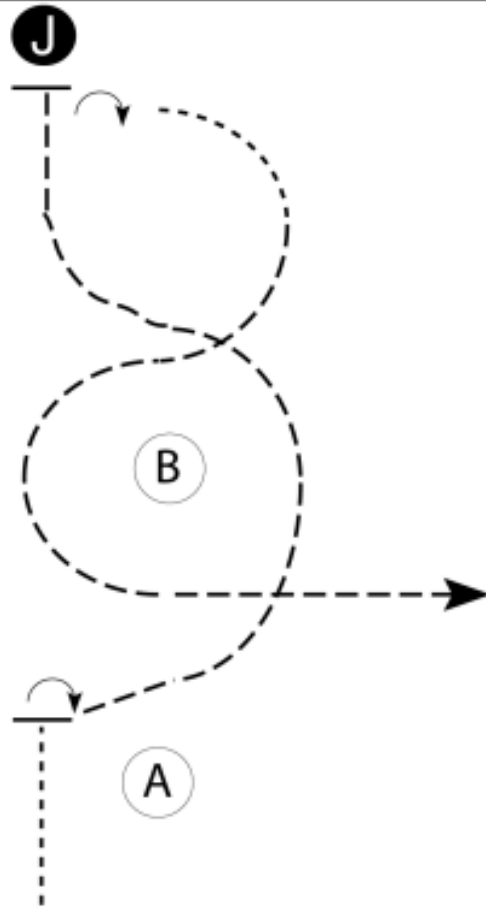
Judges

Hunt County Horsemans Assn

Showmanship at Halter (Small Fry Walk Only)

Show Date: 03-11-2023

CLASS # 53



Be ready before A.

1. When acknowledged, walk to A.
2. Perform a 1/4 turn.
3. Trot around B and to Judge.
4. Stop and set up for inspection..
5. When dismissed perform a 1/4 turn.
6. Walk 1/4 circle.
7. Trot around B and to exit as shown.

Follow the instructions of your ring steward.

Walk
Trot	-----
Back	←←←←←
Marker	⊙ B
Judge	● J

[S/WT-84]

Pattern Provided by:

Judges

www.HorseShowPatterns.com

www.HorseShowPatterns.com

Hunt County Horsemen's Assn

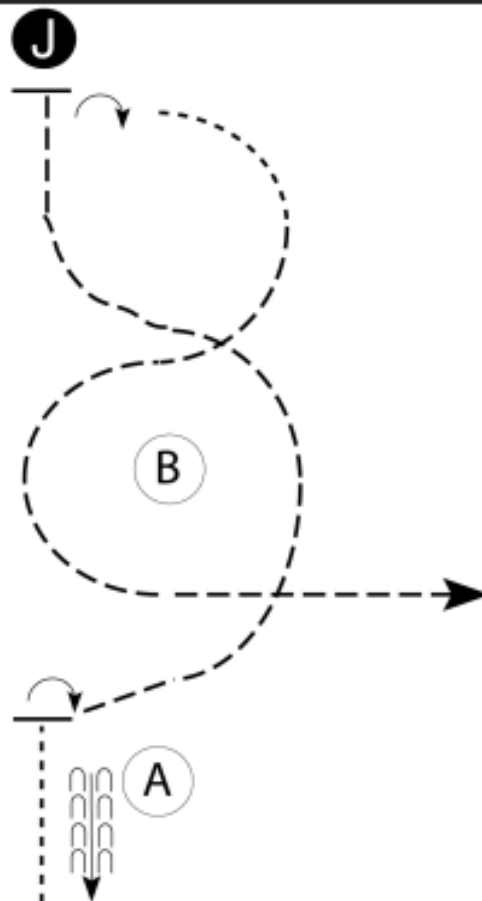
Showmanship at Halter (All Classes)

Show Date: 03-11-2023

CLASS # 56 - 59

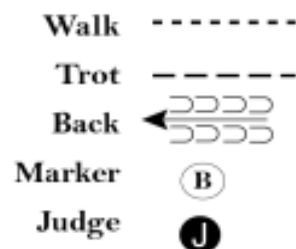
w w w . H o r s e S h o w P a t t e r n s . c o m

w w w . H o r s e S h o w P a t t e r n s . c o m



Be ready at A.

1. When acknowledged, back approximately one horse length.
2. Walk to A.
3. Perform a 1/4 turn.
4. Trot around B and to Judge.
5. Stop and set up for inspection.
6. When dismissed perform a 1/4 turn.
8. Walk 1/4 circle.
9. Trot around B and to exit as shown.



Follow the instructions of your ring steward.

[S/1-84]

Pattern Provided by:

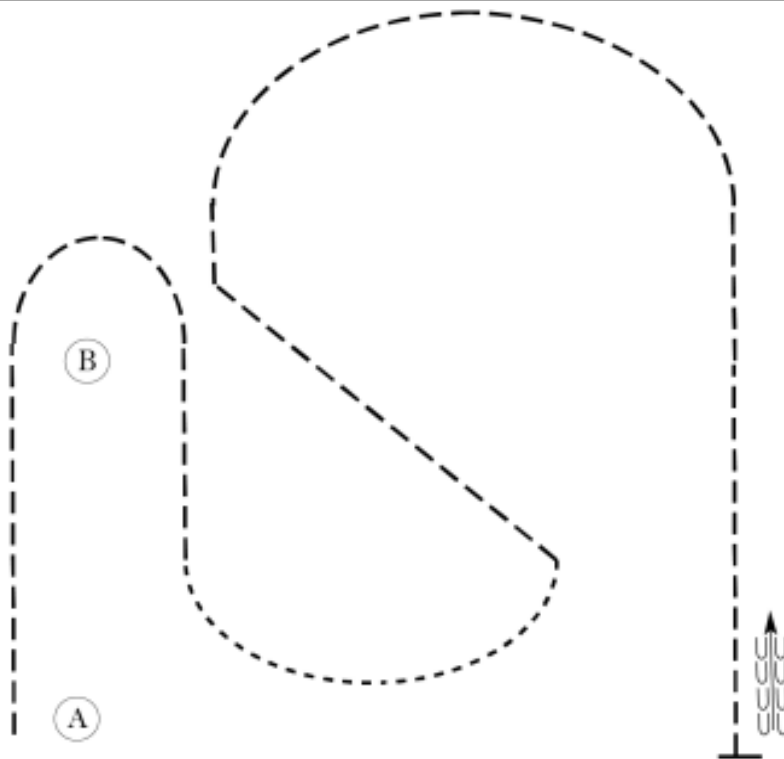
Judges

Hunt County Horsemen's Assn

Hunt Seat Equitation (Walk Trot)

Show Date: 03-11-2023

CLASS # 73 & 74



Be ready at A.

1. Begin at the trot on the right diagonal, change diagonals 1/2 way between A and B and continue around B.
2. Sitting trot from B to 1/2 way to A.
3. Walk in a half circle.
4. Sitting trot on the diagonal line.
5. Trot on the left diagonal in a half circle and until even with A.
6. Stop and back one horse length.
7. Pattern is complete. Exit at a sitting trot.

Walk	-----
Trot	-----
Extended Trot	-----
Canter	-----
Leg Yield	
Lead Change	↖ ↗
Back	←←←←←
Marker	⊙
Sidepass	←←←←←
Hand Gallop	-----

[HSE/WT-81]

Pattern Provided by:

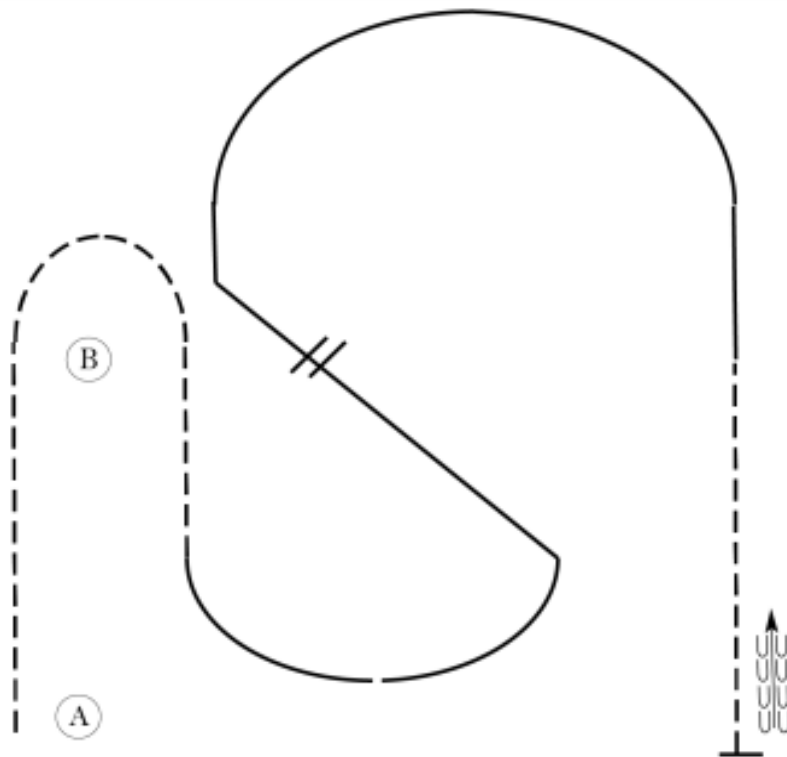
Judges

Hunt County Horsemen's Assn

Hunt Seat Equitation (All Classes)

Show Date: 03-11-2023

CLASS # 75 - 78



Be ready at A.

1. Begin at the trot on the right diagonal, change diagonals 1/2 way between A and B and continue around B.
2. Sitting trot from B to 1/2 way to A.
3. Canter on the left lead and change leads, simple or flying, across from B.
4. Continue the canter around until even with B.
5. Break to a trot and continue until even with A.
6. Stop and back one horse length.
7. Pattern is complete. Exit at a sitting trot.

Walk	-----
Trot	- - - - -
Extended Trot	_____
Canter	=====
Leg Yield	
Lead Change	///
Back	←←←←←
Marker	⊙ B
Sidepass	←←←←←
Hand Gallop	=====

[HSE/2-81]

Pattern Provided by:

Judges

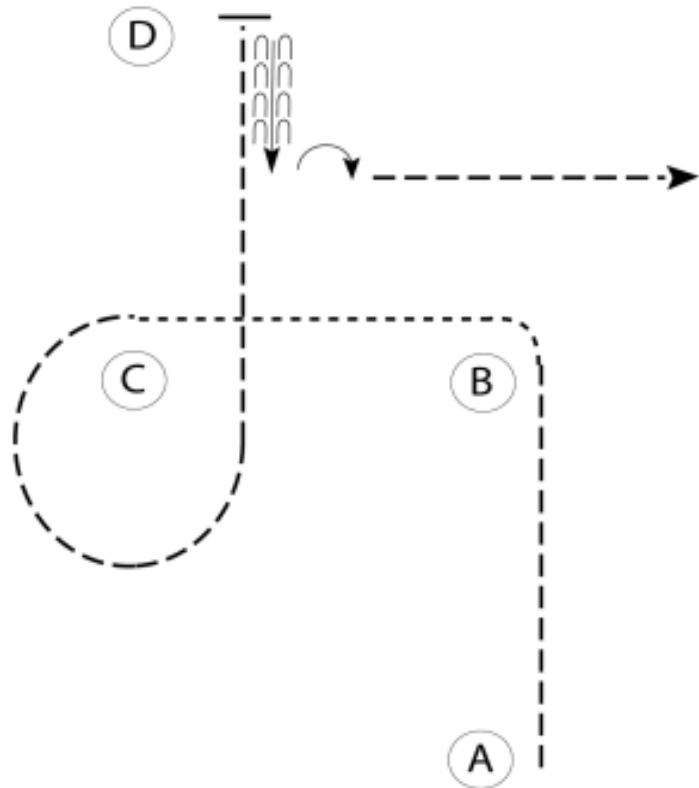
Hunt County Horsemen's Assn

Western Horsemanship (Walk Trot)

Show Date: 03-11-2023 CLASS # 89 & 90

www.HorseShowPatterns.com

www.HorseShowPatterns.com



Be ready at A.

1. Jog to B.
2. Walk around B to the left and to C.
3. Jog at C around to D.
4. Stop at D and back approximately one horse length.
5. Turn 90 degrees to the right on the hindquarters and jog out.

Follow the directions of your ring steward.

Walk	-----
Jog	- - - - -
Extended Jog	— — — —
Lope	————
Lead Change	
Back	
Marker	

[WH/WT-78]

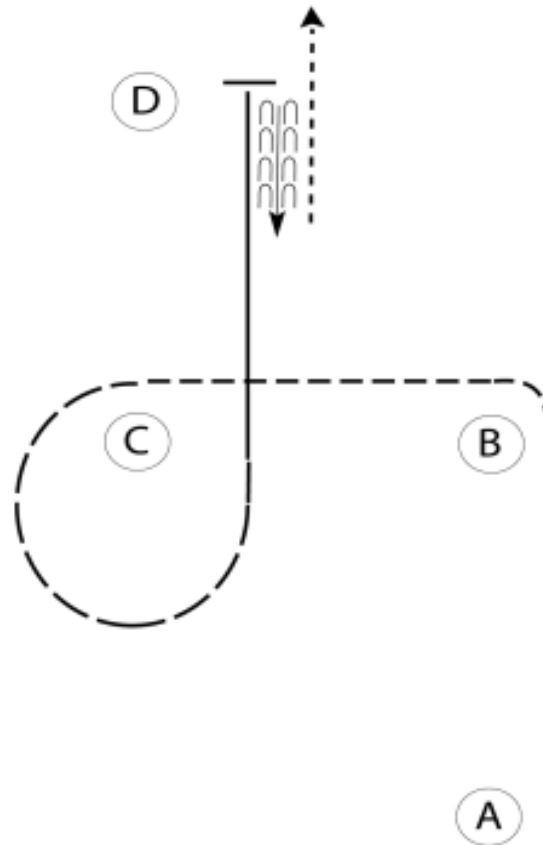
Pattern Provided by:
Judges

Hunt County Horsemen's Assn

Western Horsemanship (Novice Amateur & Novice Youth)

Show Date: 03-11-2023

CLASS # 91 & 92



Be ready at A.

1. Walk to B.
2. Jog around B and to C.
3. Extended jog around C.
4. Lope on the left lead from C to D.
5. Stop at D and back approximately one horse length.
6. Walk out.

Follow the directions of your ring steward.

Walk
Jog	-----
Extended Jog	- - - - -
Lope	—————
Lead Change	///
Back	←—————
Marker	ⓑ

[WH/1-78]

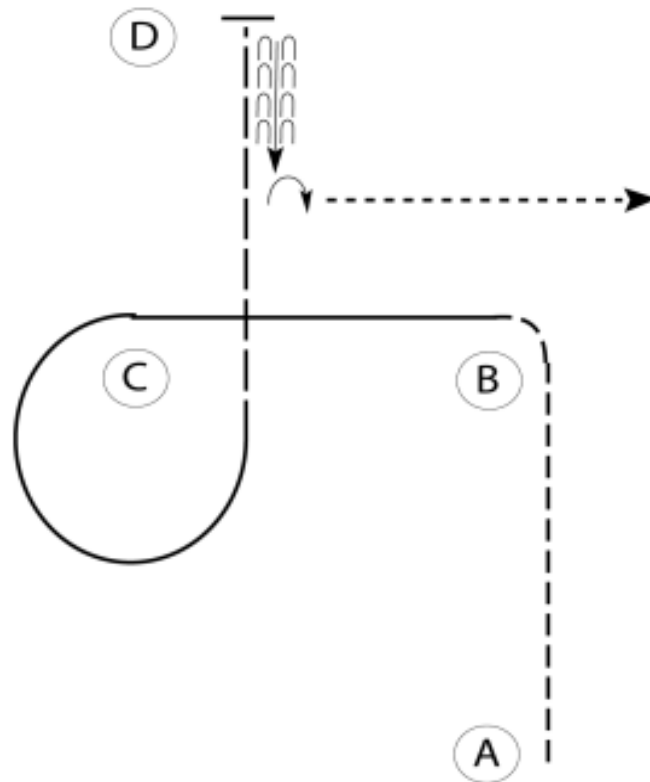
Pattern Provided by:

Judges

Hunt County Horsemen's Assn

Western Horsemanship (Youth, Amateur)

Show Date: 03-11-2023 CLASS # 93 & 94



Be ready at A.

1. Jog to and around B.
2. Lope on the left lead from B to and around C.
3. Extended jog from C to D.
4. Stop at D and back approximately one horse length.
5. Turn 90 degrees to the right on the hindquarters and walk out.

Follow the directions of your ring steward.

Walk	-----
Jog	- - - - -
Extended Jog	— — — —
Lope	—————
Lead Change	⚡
Back	← 33333
Marker	⊙ B

[WH/2-78]

Pattern Provided by:

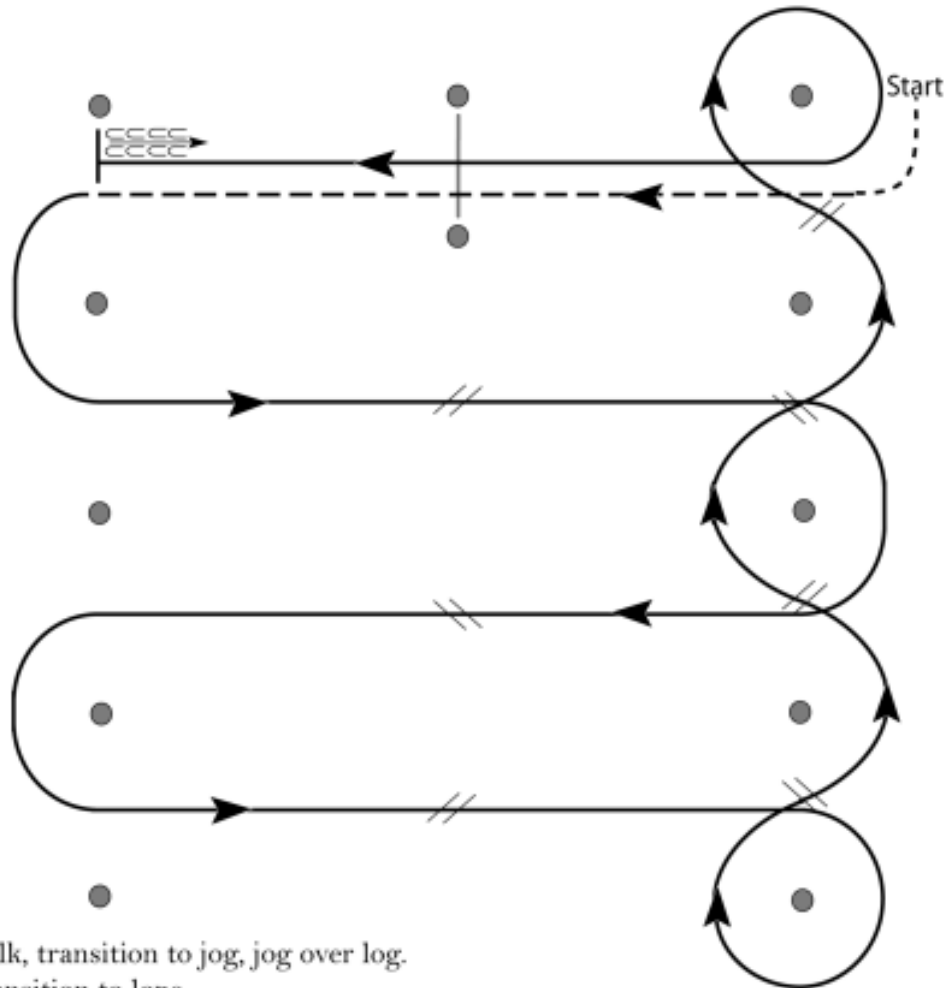
Judges

Hunt County Horsemans Assn

Western Riding (All Classes)

Show Date: 03-11-2023

CLASS # 95 - 97



1. Walk, transition to jog, jog over log.
2. Transition to lope.
3. First crossing change.
4. Second crossing change.
5. Third crossing change.
6. Circle and first line change.
7. Second line change.
8. Third line change.
9. Fourth line change and circle.
10. Lope log.
11. Lope, stop and back.

[WR/OP-2]

Pattern Provided by:

Judges

www.HorseShowPatterns.com

www.HorseShowPatterns.com