

**September 9 & 10, 2022**

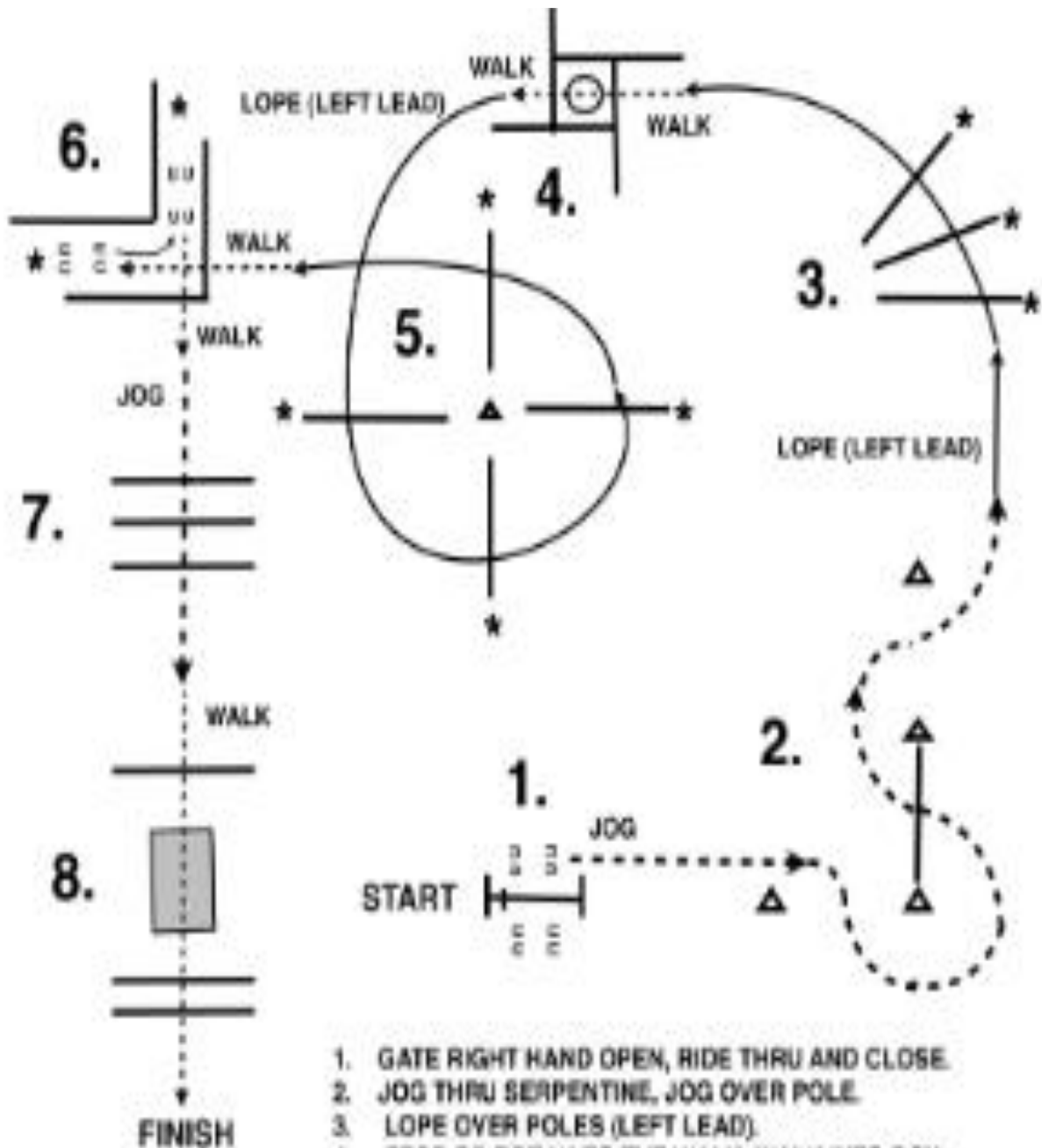
**Judge:**

**Jeff Merlott**

**H**unt  
**C**ounty  
**H**orseman's  
**A**ssociation



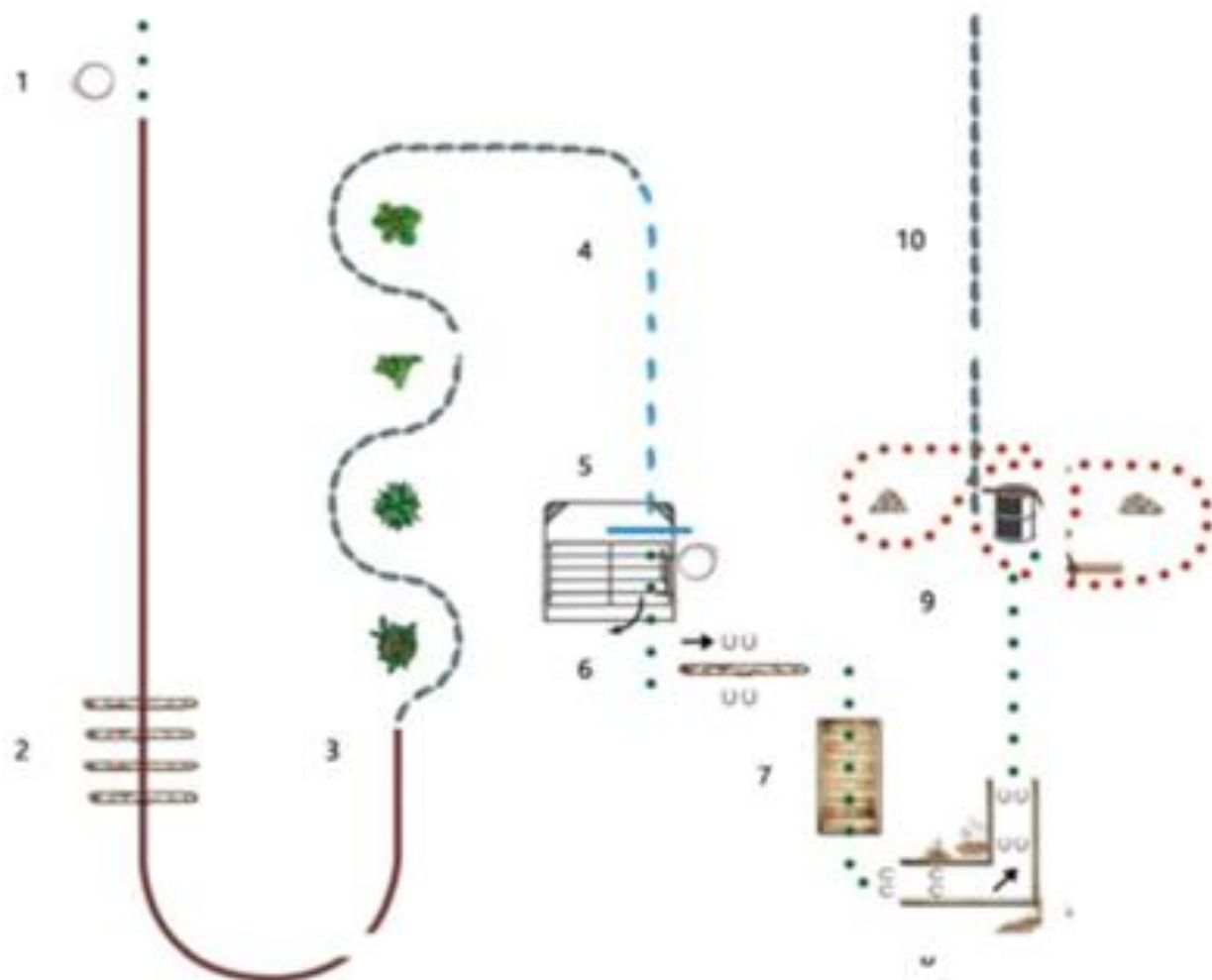
# CLASSES 1 THRU 8 WALK JOG CLASS – JOG INSTEAD OF LOPE



1. GATE RIGHT HAND OPEN, RIDE THRU AND CLOSE.
2. JOG THRU SERPENTINE, JOG OVER POLE.
3. LOPE OVER POLES (LEFT LEAD).
4. STOP OR BREAK TO THE WALK, WALK INTO BOX, 360 TURN EITHER DIRECTION, WALK OUT BOX.
5. LOPE OVER SPOKE (LEFT LEAD).
6. STOP OR BREAK TO THE WALK, WALK INTO "L" BACK AROUND CORNER, WALK OUT "L".
7. JOG OVER POLES.
8. STOP OR BREAK TO THE WALK, WALK OVER POLES AND OVER BRIDGE.

# Ranch Trail

## CLASS # 9



### Course Description

1. Enter course at a Walk, Pick up Rope & Carry to Gate
2. Lope over logs
3. Break to Trot thru Serpentine
4. Extend Trot
5. Stop at Gate, Hang up Rope, Open Right-Hand Gate & Close
6. Side-Pass across Log
7. Walk across Bridge
8. Back thru "L" obstacle
9. Walk to obstacle & Drag Log in Figure-B, Return Rope
10. Exit course at a Trot

### Legend

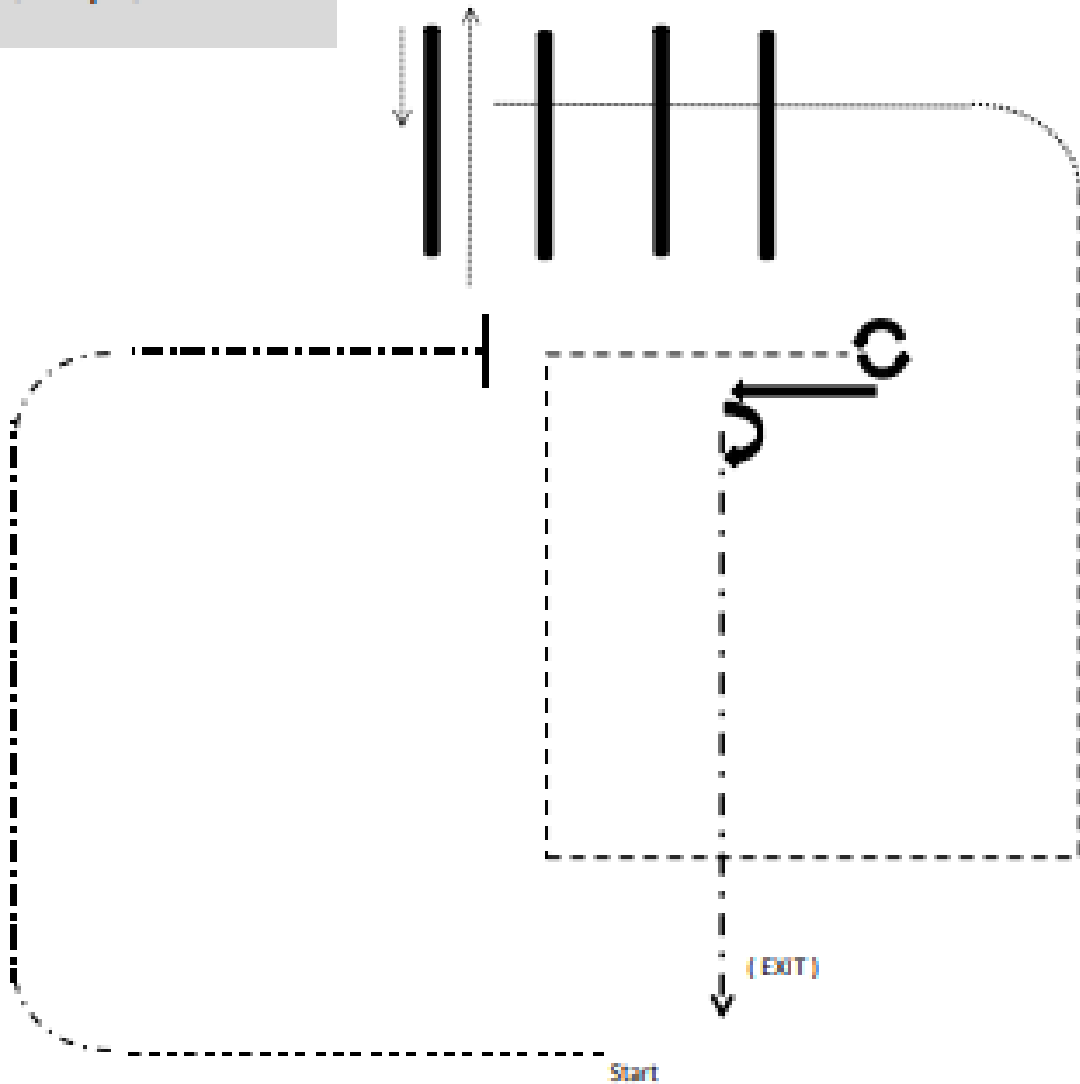
- WALK
- WALK WITH DRAG
- TROT
- EXTENDED TROT
- LOPE



**RANCH RIDING**  
**Walk Trot**  
**Pattern # 6**

**CLASS # 10**

*USE ONLY 1/2 OF THE ARENA*




- 1 WALK
- 2 EXT TROT
- 3 STOP
- 4 Side Pass LEFT, over log, Side Pass RIGHT 1/2 way
- 5 WALK over LOGS
- 6 TROT SQUARE
- 7 STOP 360 LEFT
- 8 BACK 6 steps, 1/4 turn RIGHT
- 9 EXIT ARENA at an EXTENDED TROT

WALK	-----
TROT	-----
EXT TROT	-----

# RANCH RIDING - PATTERN 6

## LEGEND

.....	Walk
- - - -	Extended Walk
- - -	Trot
- - - - -	Extended Trot
————	Lope
—————	Extended Lope
///////	Back
↻	Lead Change



1. Walk
2. Walk over logs
3. Lope right lead
4. Extended lope right lead
5. Trot
6. Stop, 1 1/2 turn right
7. Walk
8. Trot
9. Extended trot
10. Lope left lead
11. Stop and back
12. Side pass right

Note: The drawn description of this pattern is only intended for the general depiction of the pattern. Exhibitors should utilize the arena space to best exhibit their horses.

## CLASS # 11 - 15

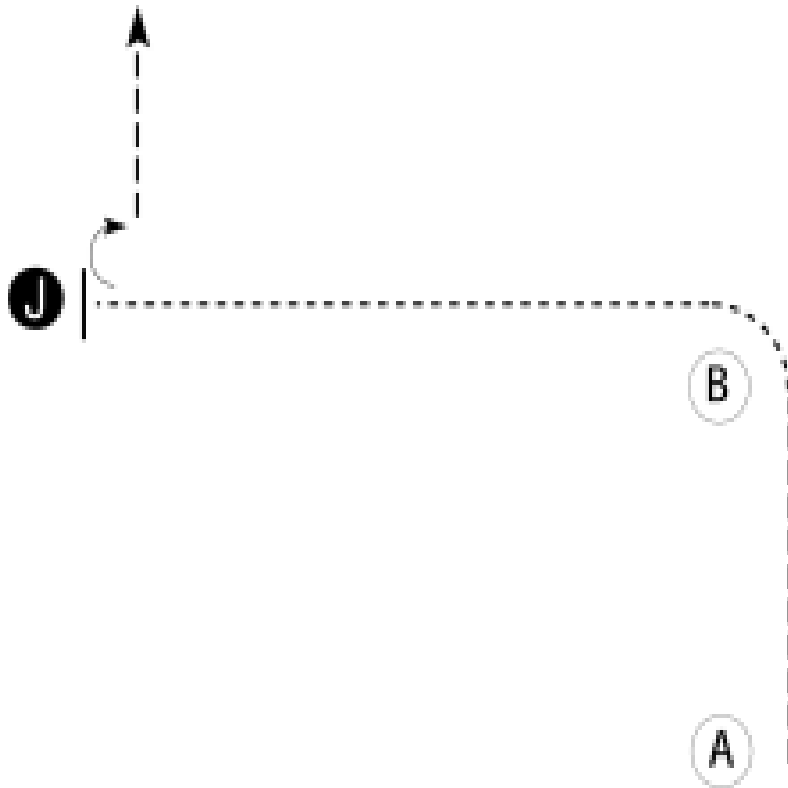
# Patterns

## Showmanship (Small Fry)

Show Date: 2021


W W W . H O R S E S H O W P A T T E R N S . C O M

W W W . H O R S E S H O W P A T T E R N S . C O M



Be ready at A.

1. Trot from A to B.
2. At B, walk to judge.
3. Stop and set up for inspection.
4. When dismissed, turn 90 degrees and trot away from judge.
5. Follow the instructions of your ring steward.



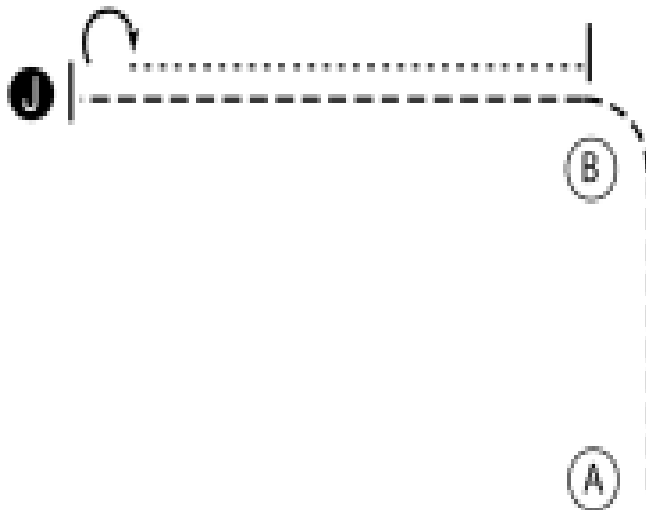
### CLASS # 53 & 54

# Patterns

Showmanship (L1 Youth, L1 Amateur,

Show Date: 2021

## CLASS # 56 & 57



1. Trot from A to the Judge.
2. Stop and set up for inspection.
3. When dismissed perform a 180 degree turn.
4. Walk to B, stop and wait for instructions from the ring steward.



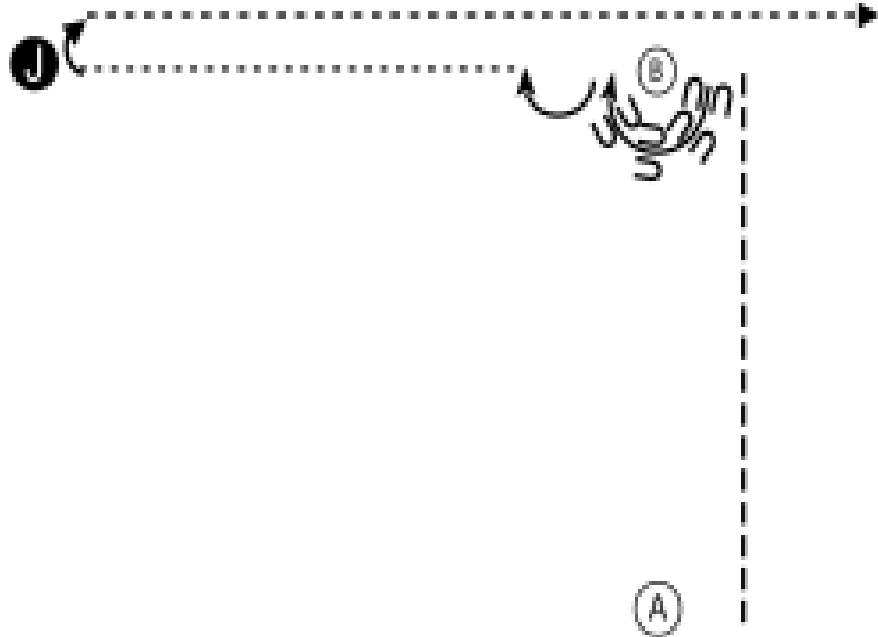
# Patterns

Showmanship (Youth , Amateur, Select)


Show Date: 2021

w w w . H o r s e S h o w P a t t e r n s . c o m

w w w . H o r s e S h o w P a t t e r n s . c o m



1. Trot to B.
2. Stop at B.
3. Back around B.
4. Perform a 90 degree turn.
5. Walk to judge and set up for inspection.
6. When excused 90 turn, trot to and past B, pattern is complete



CLASS # 55, 58 & 59

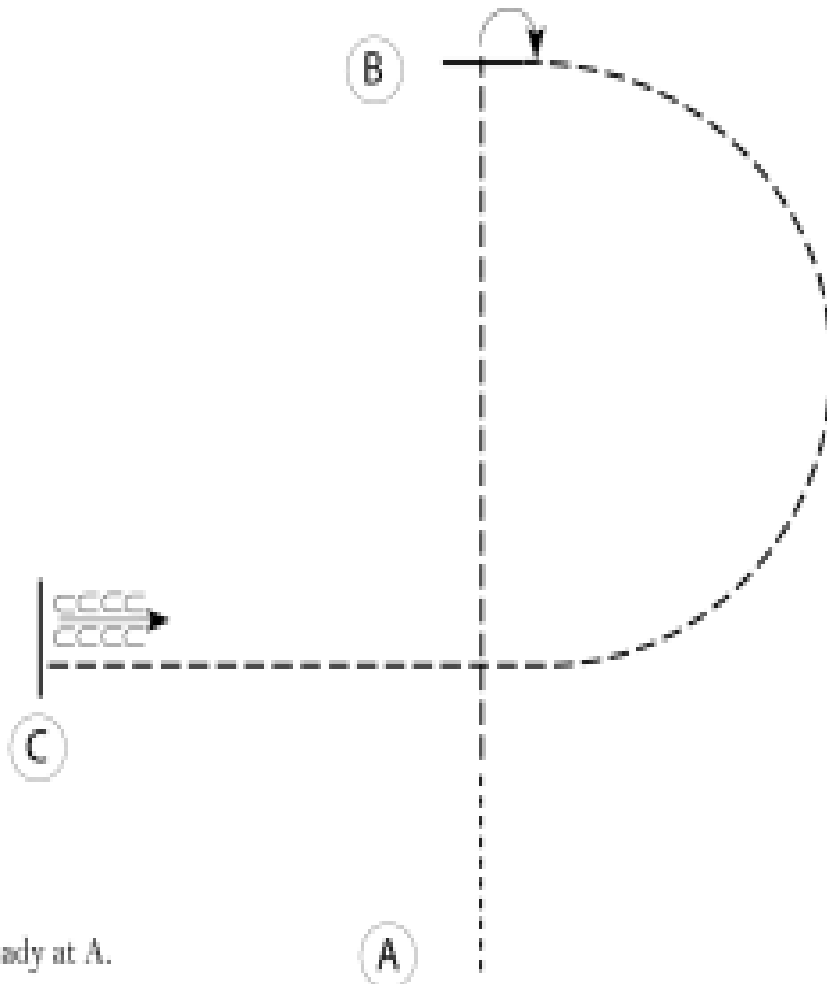


# Patterns

## Hunt Seat Equitation (All Walk-Trot, Small Fry)

Show Date: 2021 **Saturday**

### CLASS # 73 & 74



Be ready at A.

1. Walk from A until even with C.
2. Posting trot on the right diagonal to B.
3. At B, stop and perform a 90 degree turn on the forehand to the right.
4. Posting trot on the left diagonal from B to C.
5. At C stop and back approximately one horse length.

Follow the instructions of your ring steward.

Walk	-----
Trot	- - - - -
Extended Trot	— — — —
Canter	—————
Leg Yield	
Lead Change	— / —
Back	← ← ← ← ←
Marker	Ⓚ
Sidepass	← ← → →
Hand Gallop	—————

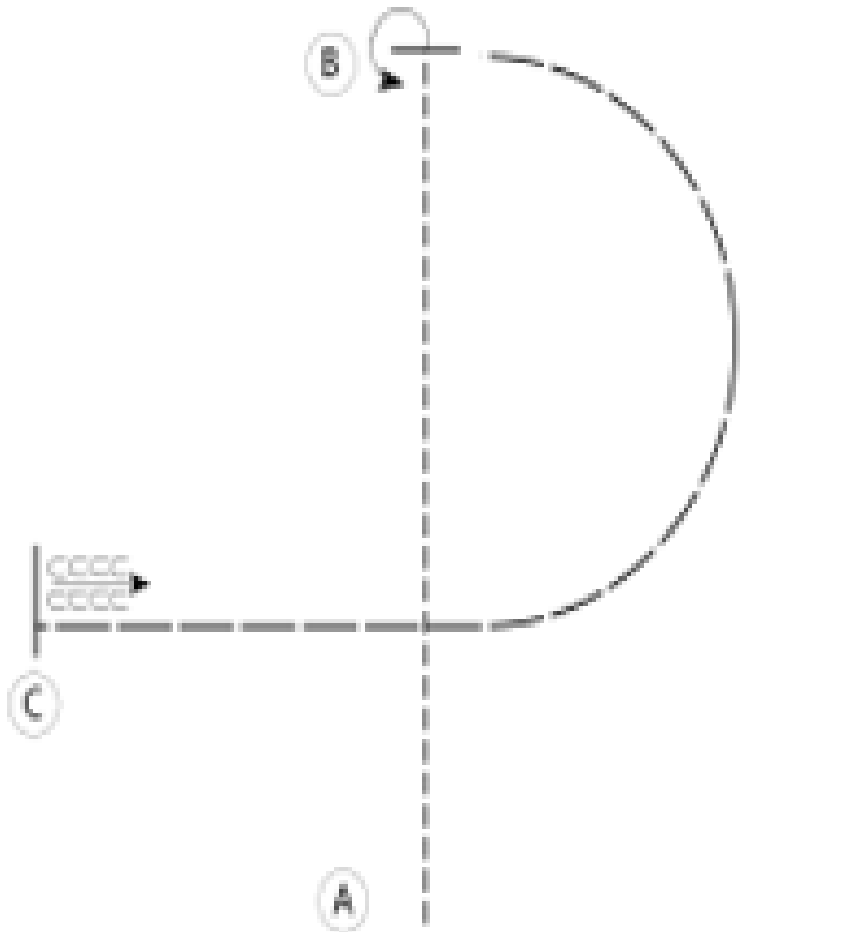
# Patterns

Hunt Seat Equitation (Youth, Amateur, Select)


Show Date: 2021

Saturday

## CLASS # 75 & 76



1. Posting trot on the left diagonal from A to B
2. At B stop and perform a 270-degree turn on the forehand to the left
3. Hand-gallop on the right lead from B to C
4. At C stop and back four steps



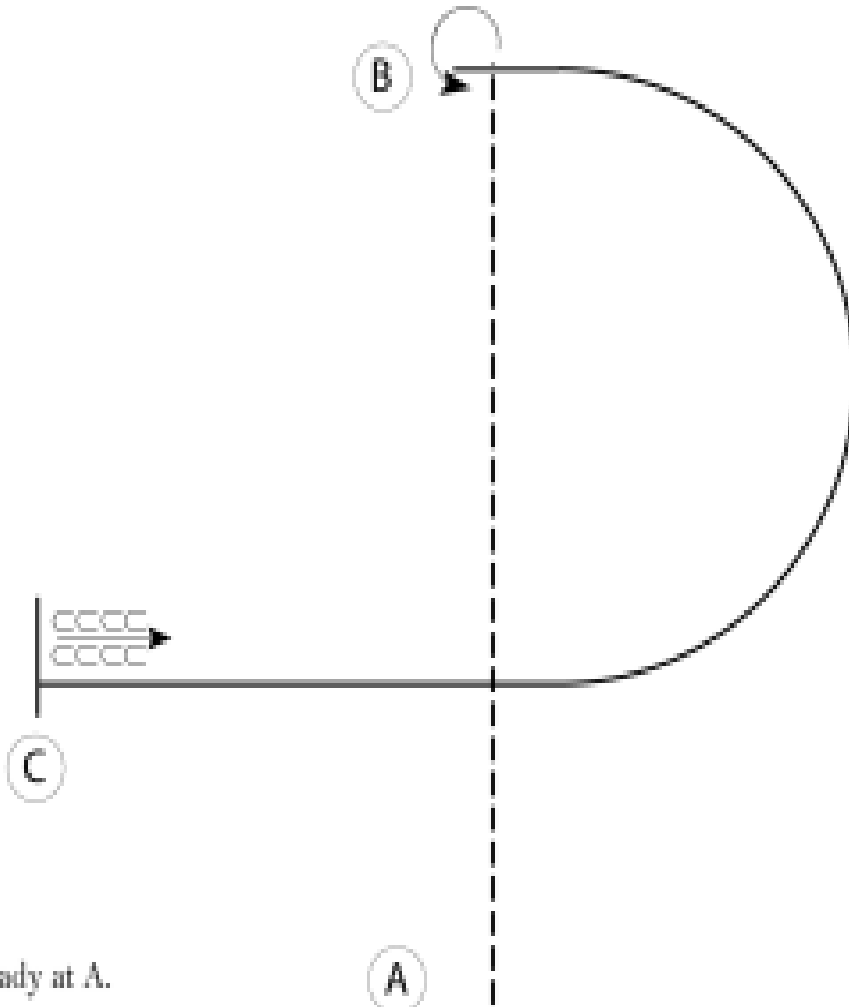
W W W . H o r s e S h o w P a t t e r n s . c o m

W W W . H o r s e S h o w P a t t e r n s . c o m

# Patterns

Hunt Seat Equitation (L1 Youth, L1 Amateur)

## CLASS # 77 & 78



1. Posting trot on the left diagonal from A to B.
2. At B, stop and perform a 270 degree turn on the forehand to the left.
3. Canter on the right lead from B to C.
4. At C stop and back approximately one horse length.

Follow the instructions of your ring steward.

Walk	-----
Trot	- - - - -
Extended Trot	=====
Canter	=====
Leg Yield	
Lead Change	///
Back	○○○○
Marker	(B)
Sidepass	← →
Hard Gallop	=====

w w w . H o r s e S h o w P a t t e r n s . c o m

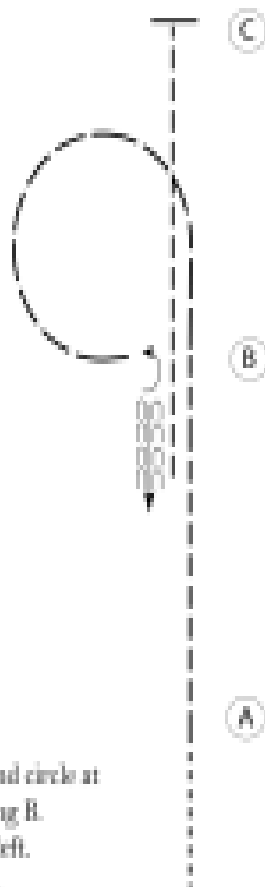
w w w . H o r s e S h o w P a t t e r n s . c o m

# Patterns

## Horsemanship (All Walk-Jog, Small Fry)

Show Date: 2021 **Friday**

### CLASS # 89 & 90



Begin before A at a walk.

1. Jog from A to B.
2. At B, extend the jog and circle at B as shown. Stop facing B.
3. Turn 1/4 turn to the left.
4. Back one horse length.
5. Jog to C. Stop at C.

Follow the instructions of your ring steward.

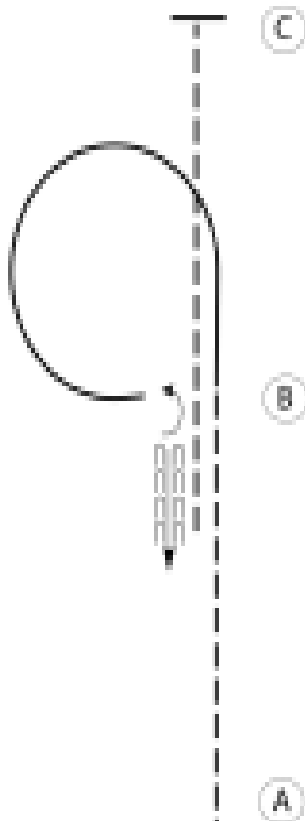
Walk	.....
Jog	- - - - -
Extended Jog	— — — — —
Lope	
Leg Yield	
Lead Change	
Back	←
Marker	Ⓚ
Sidepass	← →

# Patterns

Horsemanship (L1 Youth, L1 Amateur,

Show Date: 2021 **Friday**

## CLASS # 91 & 92



Begin before A at a jog.

1. Jog from A to B.
2. At B, lope on the left lead and circle at B as shown. Stop facing B.
3. Turn 1/4 turn to the left.
4. Back one horse length.
5. Jog to C. Stop at C.

Follow the instructions of your ring steward.

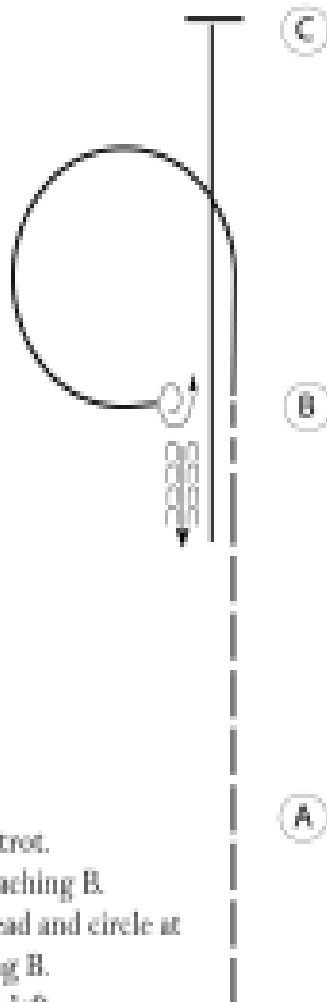
Walk	.....
Jog	-----
Extended Jog	-----
Lope	—————
Leg Yield	
Lead Change	↘↙
Back	←←←←←
Marker	⊙ B
Sidepass	↔

# Patterns

Horsemanship (Youth, Amateur, Select)

Show Date: **Friday**

CLASS # 93 & 94



Begin before A.

1. Pass A at an extended trot.
2. Slow to a jog before reaching B.
3. At B, lope on the left lead and circle at B as shown. Stop facing B.
4. Turn 1/4 turn to the left.
5. Back one horse length.
6. Lope on the right lead to C. Stop at C.

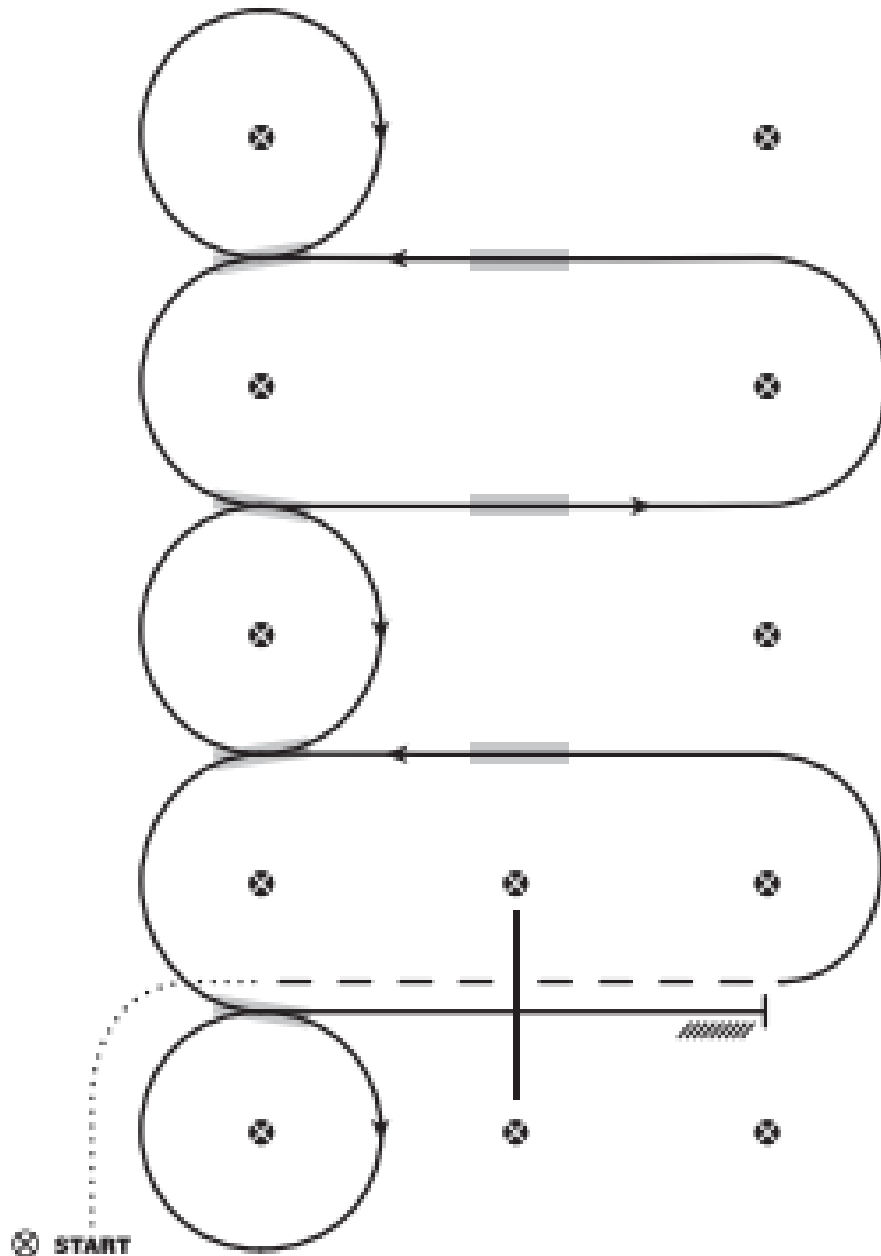
Follow the instructions of your ring steward.

Walk	-----
Jog	- - - - -
Extended Jog	- - - - -
Lope	—————
Leg Yield	
Lead Change	↗ ↘
Back	← ○○○○ ○○○○
Marker	⊙
Sidepass	←→

# WESTERN RIDING - PATTERN 2

## LEGEND

	Walk
	Jog
	Lope
	Back
	Lead Changing Area



1. Walk at least 15 feet from start cone to the first marker, as drawn, transition to jog, jog over log.
2. Transition to the lope left lead
3. First crossing change
4. Second crossing change
5. Third crossing change
6. Circle & first line change
7. Second line change
8. Third line change
9. Fourth line change & circle
10. Lope over log
11. Lope, stop & back

## CLASS # 95 to 97