

**June 10 & 11, 2022**

**Judge:**

**Morgan Lybbert**

**H**unt  
**C**ounty  
**H**orseman's  
**A**ssociation



# HCHA

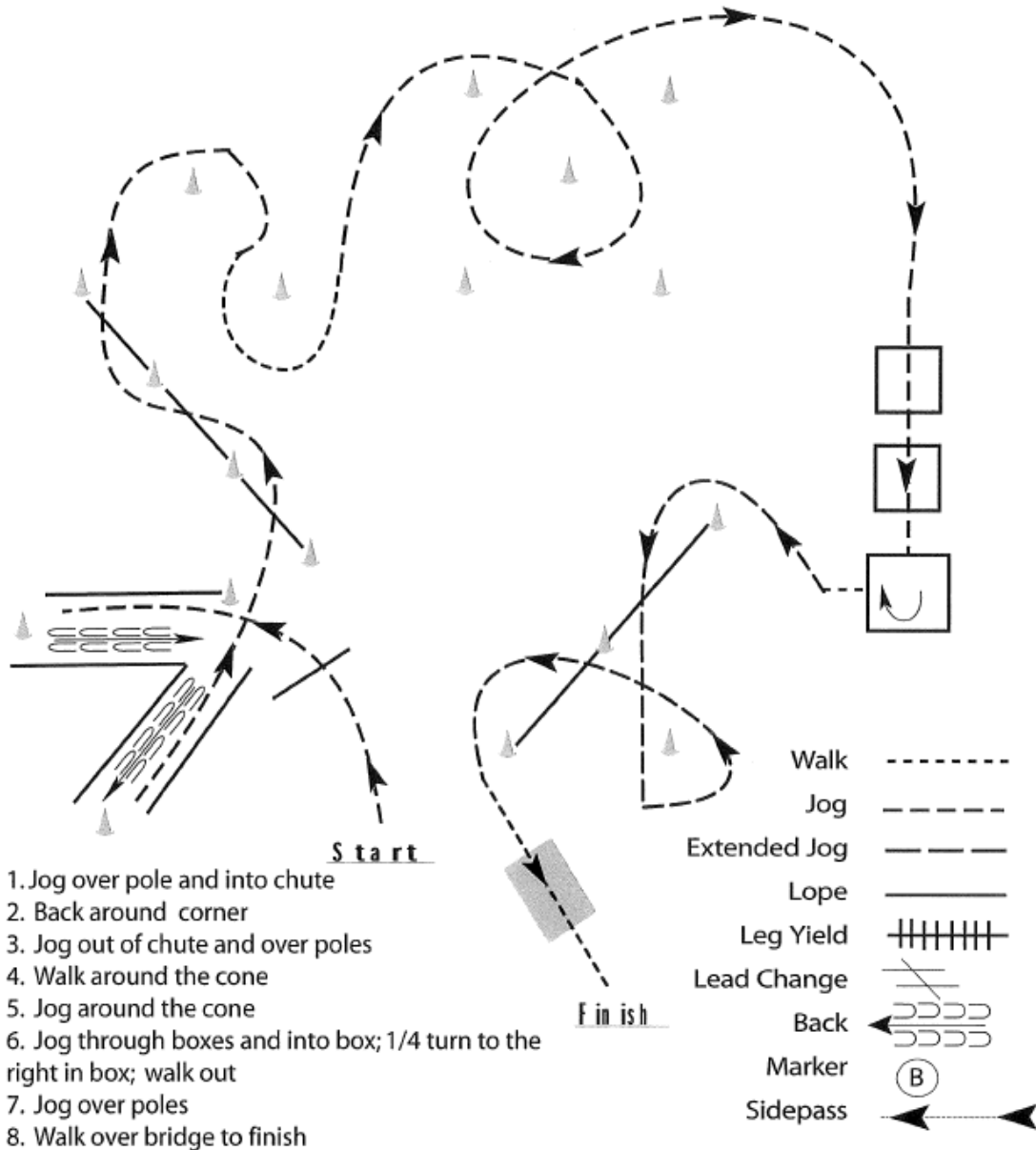
## Trail

Show Date:

# CLASS # 1 - 3

www.HorseShowPatterns.com

www.HorseShowPatterns.com



Pattern Provided by:

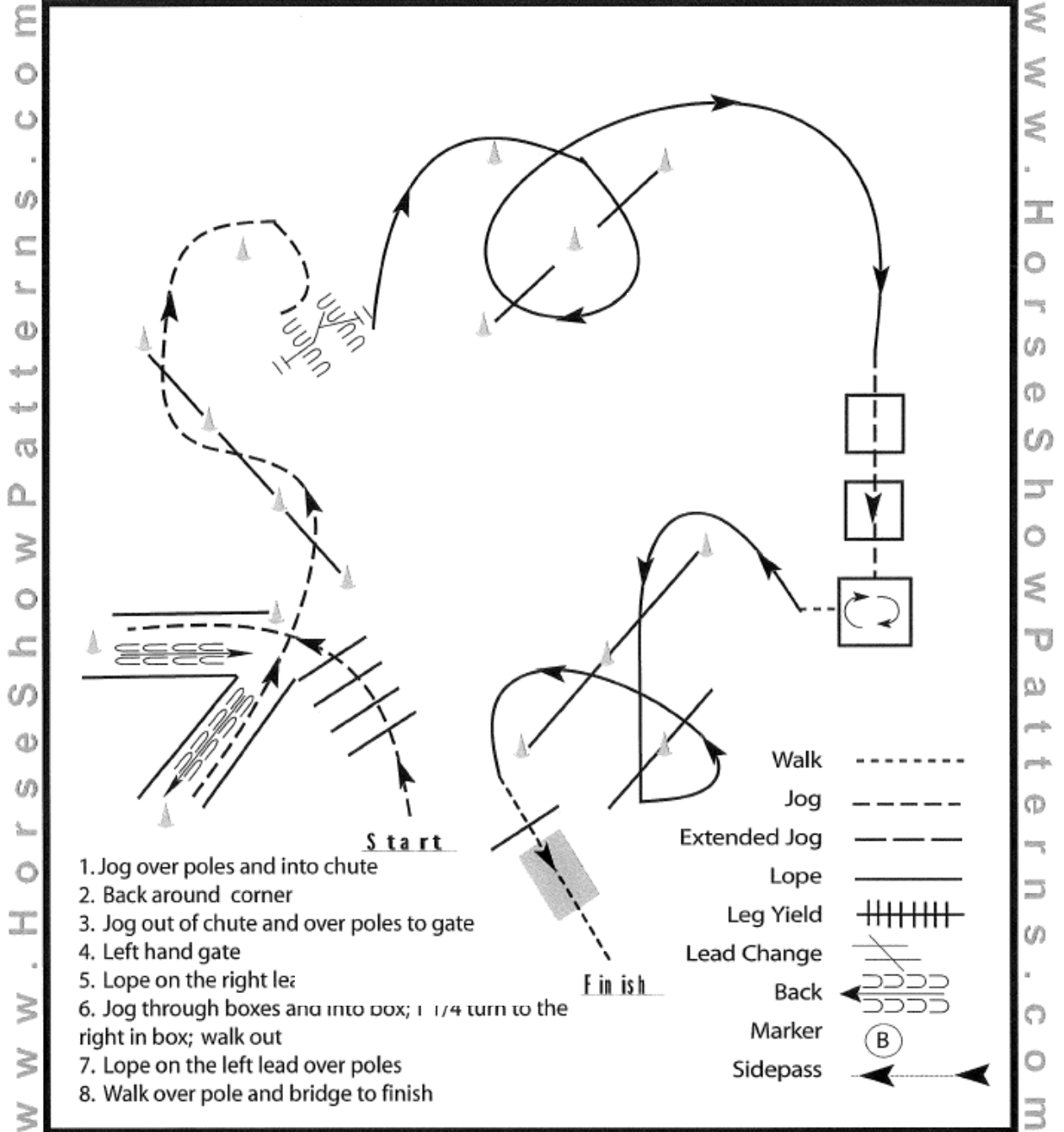
[T/WT-15]

# HCHA

## Trail

Show Date:

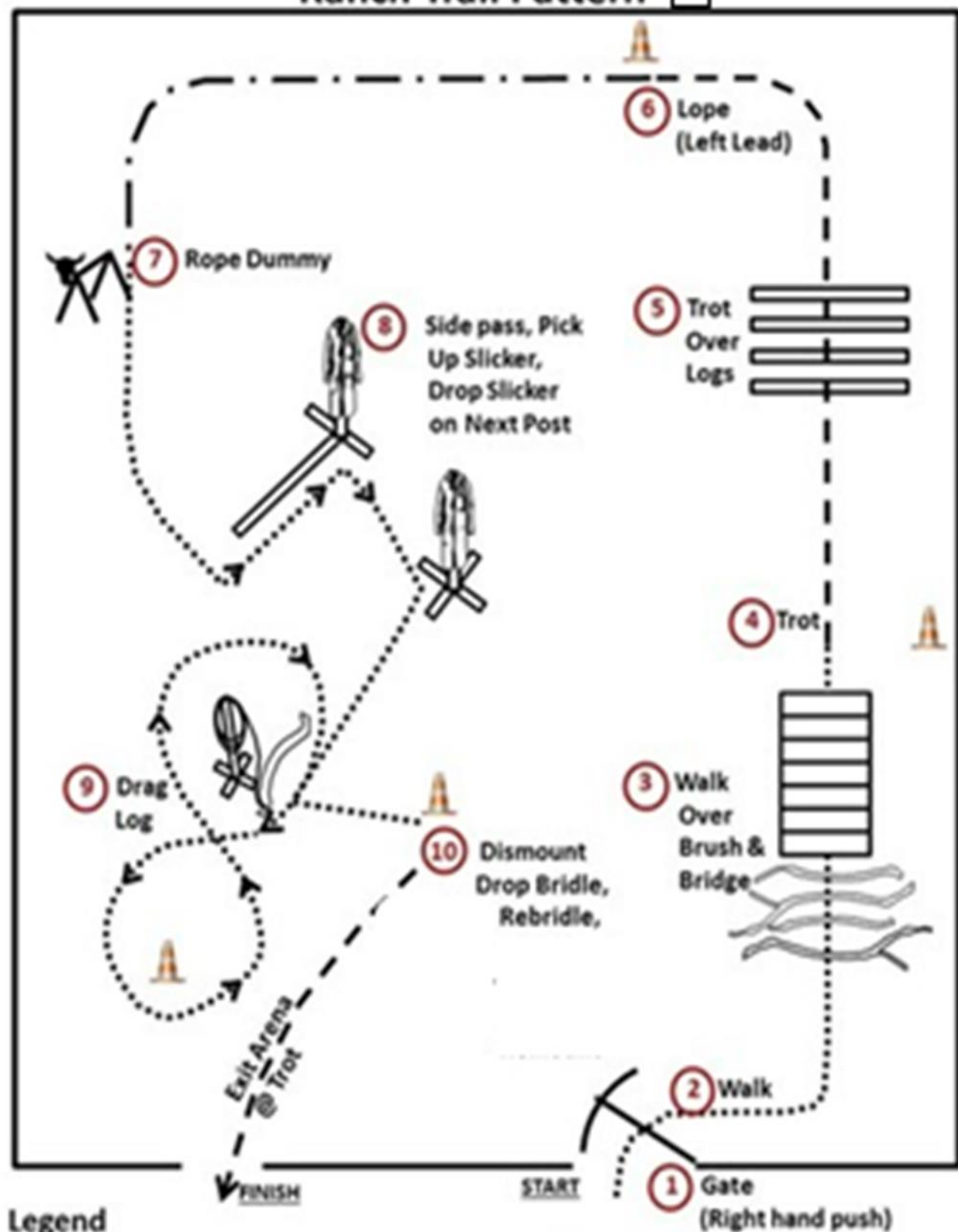
# CLASS # 4 - 8




[T/2-15]

Pattern Provided by:

# Ranch Trail Pattern




## Legend

.....	Walk		Cone
-----	Trot		
- . - . - . - . - .	Lope		



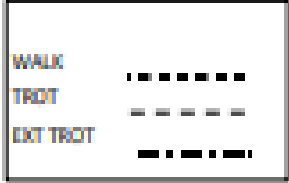
**RANCH RIDING**  
*Pattern # 3*  
**WALK TROT**



START

**USE ONLY 1/2 of Arena**

- |                  |                          |
|------------------|--------------------------|
| 1. Walk          | 5. Stop, 180 Left        |
| 2. Trot          | 6. Trot, past center     |
| 3. 360 Right     | 7. Stop & Back to center |
| 4. Extended Trot | 8. Side Pass Rail Right  |




**CLASS # 10**

# RANCH RIDING - PATTERN 6

## LEGEND

.....	Walk
- - - -	Extended Walk
- - - -	Trot
- - - -	Extended Trot
————	Lope
————	Extended Lope
	Back
↻	Lead Change



1. Walk
2. Walk over logs
3. Lope right lead
4. Extended lope right lead
5. Trot
6. Stop, 1 1/2 turn right
7. Walk
8. Trot
9. Extended trot
10. Lope left lead
11. Stop and back
12. Side pass right

## CLASS # 11 - 15

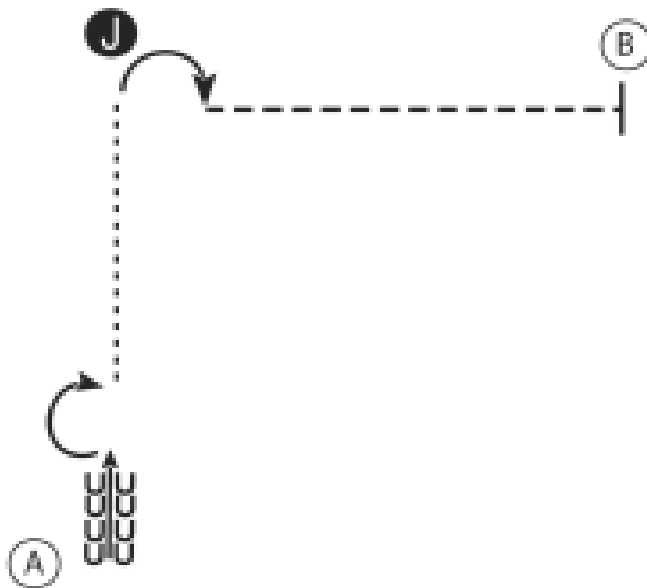
Note: The above description of this pattern is only intended for the general depiction of the pattern. Exhibitors should utilize the arena space to best exhibit their horses.

# Sulphur Springs, Tx

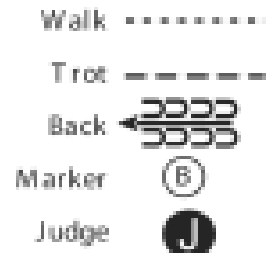
## SMALL FRY SHOWMANSHIP - WALK (10 and under)

Show Date: 06-10/11-2022

CLASS # 53



1. Back 4 steps at A
2. Perform a 180 degree turn
3. Walk to the judge and set up for inspection
4. When dismissed perform a 90 degree turn and trot to B
5. Stop at B



[S/1-2]

Pattern Provided by:

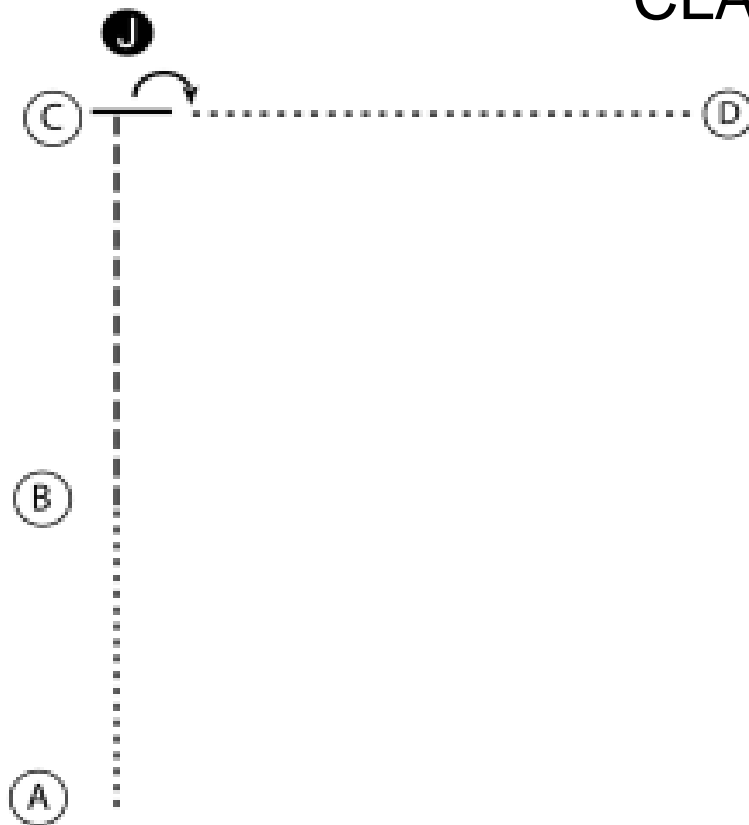
*Morgan Lybbert*

# Sulphur Springs, Tx

## WALK ONLY SHOWMANSHIP

Show Date: 06-10/11-2022

### CLASS # 54



1. Walk from A to B.
2. Trot from B to C.
3. Stop at C and set up for inspection.
4. When dismissed perform a 90 degree turn.
5. Walk to D.

Walk - - - - -

Trot - - - - -

Back

Marker

Judge

w w w . H o r s e S h o w P a t t e r n s . c o m

w w w . H o r s e S h o w P a t t e r n s . c o m

[S/1-4]

Pattern Provided by:  
*Morgan Lybbert*

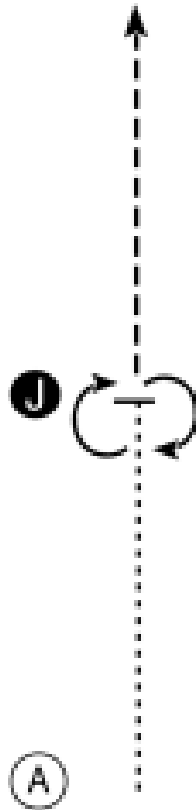


# Sulphur Springs, Tx

SHOWMANSHIP -13 & UNDER/YOUTH (13 & under)

Show Date: 06-10/11-2022

CLASS # 55 - 57



1. Walk from A to Judge.
2. Stop, perform a 180 degree turn and set up for inspection.
3. When dismissed perform a 180 degree turn.
4. Trot straight away from judge.
5. Follow instructions from ring steward.

Walk .....

Trot - - - - -

Back ←  
○○○○○  
○○○○○

Marker (B)

Judge (J)

[S/1-10]

Pattern Provided by:

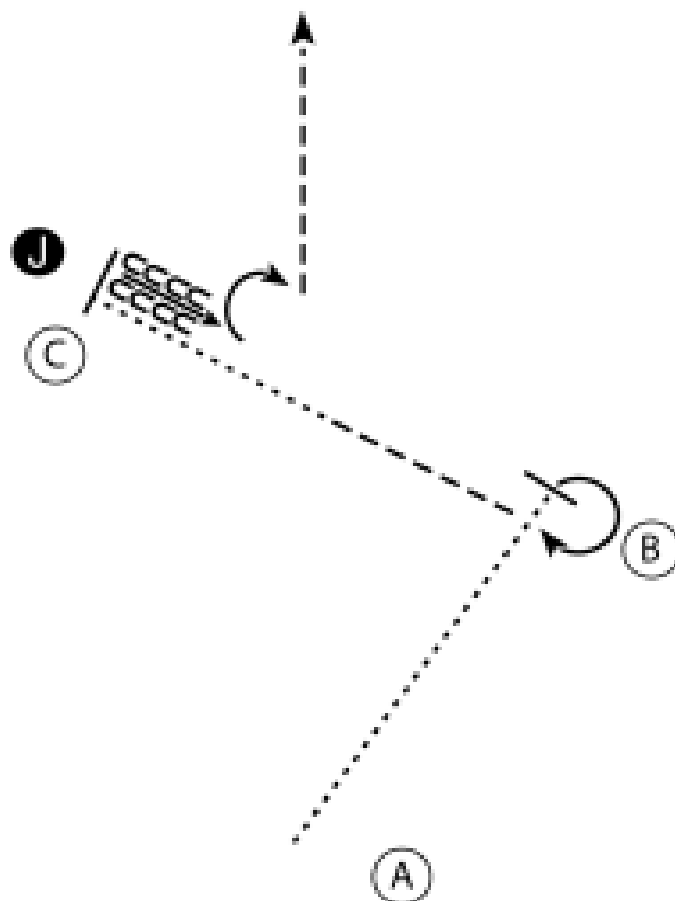
*Morgan Lybbert*

# Sulphur Springs, Tx

## YOUTH SHOWMANSHIP (18 and under)

Show Date: 06-10/11-2022

### CLASS # 58



1. Walk from A to B.
2. Stop and perform a 270 degree turn.
3. Trot half way to C, break to walk and walk to C.
4. Stop and set up for inspection.
5. When dismissed back four steps.
6. Perform a 90 degree turn and trot to line-up.

Walk - - - - -

Trot - - - - -

Back

Marker

Judge

[S/2-13]

Pattern Provided by:

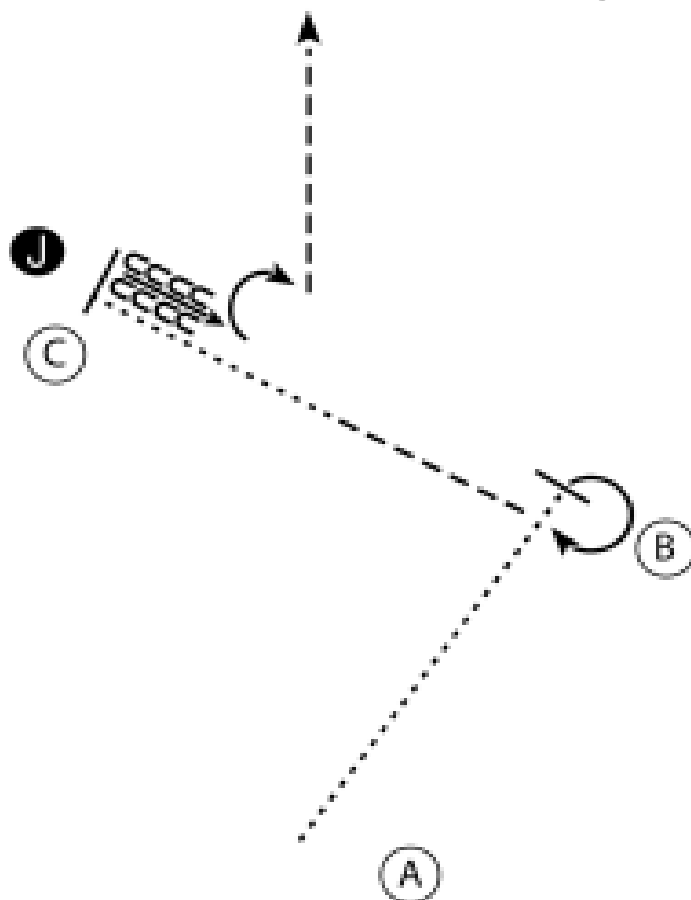
*Morgan Lybbert*

# Sulphur Springs, Tx

## SHOWMANSHIP AMATEUR

Show Date: 06-10/11-2022

### CLASS # 59



1. Walk from A to B.
2. Stop and perform a 270 degree turn.
3. Trot half way to C, break to walk and walk to C.
4. Stop and set up for inspection.
5. When dismissed back four steps.
6. Perform a 90 degree turn and trot to line-up.

Walk .....  
Trot - - - - -  
Back ←  
Marker (B)  
Judge (J)

[S/2-13]

Pattern Provided by:

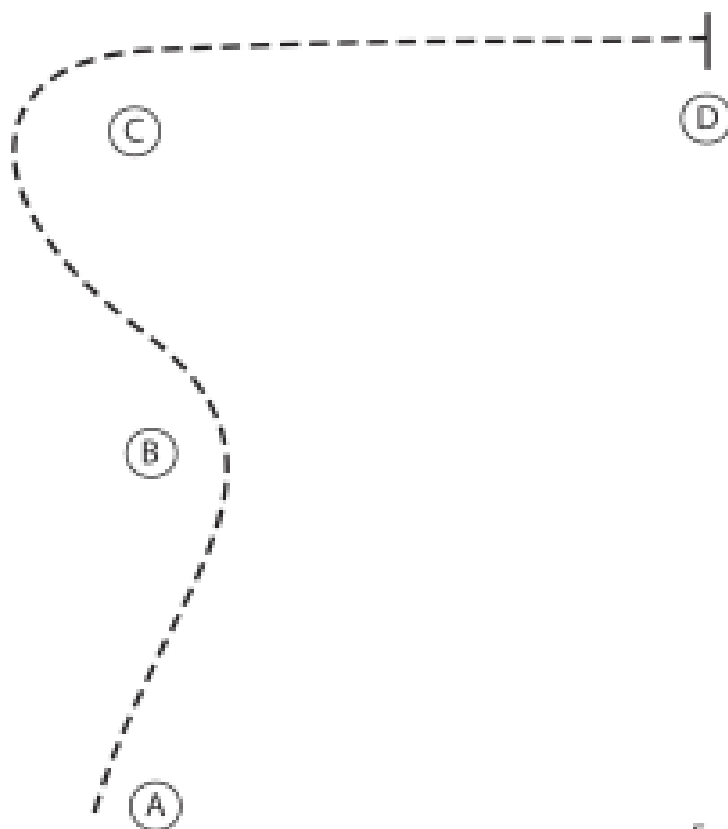
*Morgan Lybbert*

# Sulphur Springs, Tx

## WALK TROT HUNT SEAT EQUITATION (13 & under)

Show Date: 06-10/11-2022

### CLASS # 73



1. Posting trot A to B and B to and around C showing proper changes of diagonal
2. At C sitting trot to D
3. Stop at D

Walk	.....
Trot	-----
Extended Trot	-----
Canter	—————
Leg Yield	
Lead Change	↖ ↗
Back	← ← ← ← ← ← ← ← ← ←
Marker	⊙ B
Sidepass	→ → → → → → → → → →

[HSE/WT-6]

Pattern Provided by:

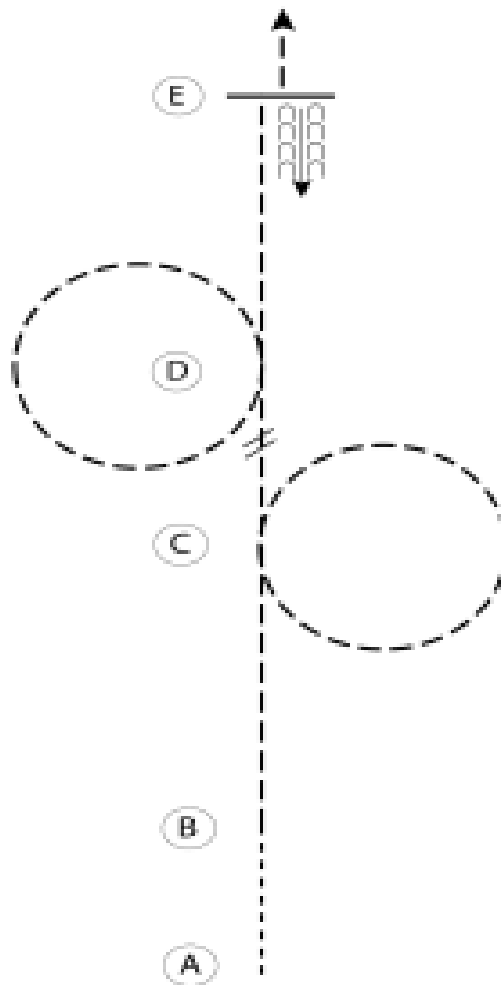
*Morgan Lybbert*

# Sulphur Springs, Tx

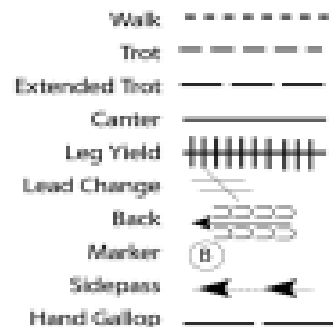
## WALK TROT HUNT SEAT EQUITATION (19 and over)

Show Date: 06-10/11-2022

CLASS # 74



1. Walk from A to B
2. At B posting trot left diagonal
3. At C trot a circle to the right
4. Change diagonals between C and D
5. Trot a circle to the left around D
6. Trot to E, stop and back
7. Sitting trot to the exit



[HSE/WT-11]

Pattern Provided by:  
*Morgan Lybbert*

www.HorseShowPatterns.com

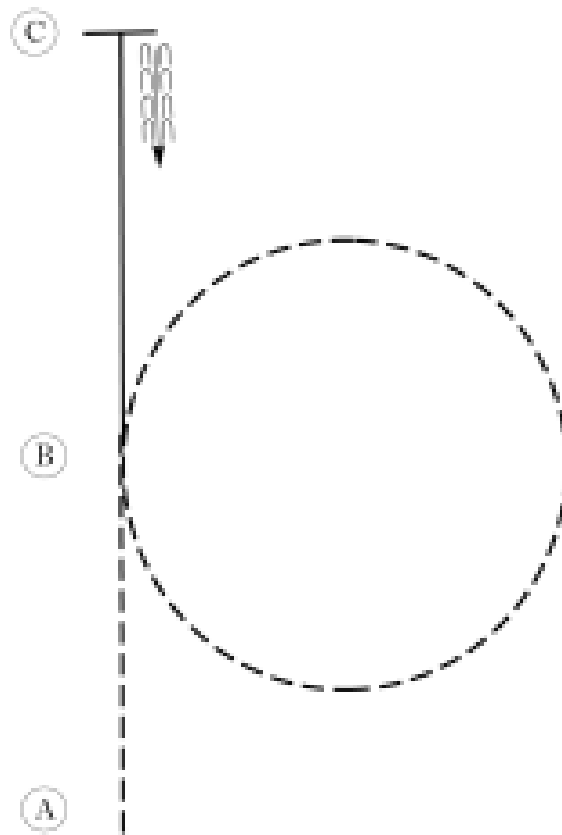
www.HorseShowPatterns.com

Hunt Seat Equitation –  
Novice Youth & Amateur

CLASS # 75 & 76

w w w . H o r s e S h o w P a t t e r n s . c o m

w w w . H o r s e S h o w P a t t e r n s . c o m



Be ready before A.

1. Sitting trot A to B.
2. At B, posting trot circle to the right on proper diagonal.
3. At B, canter on the left lead to C.
4. Stop at C and back approximately one horse length.

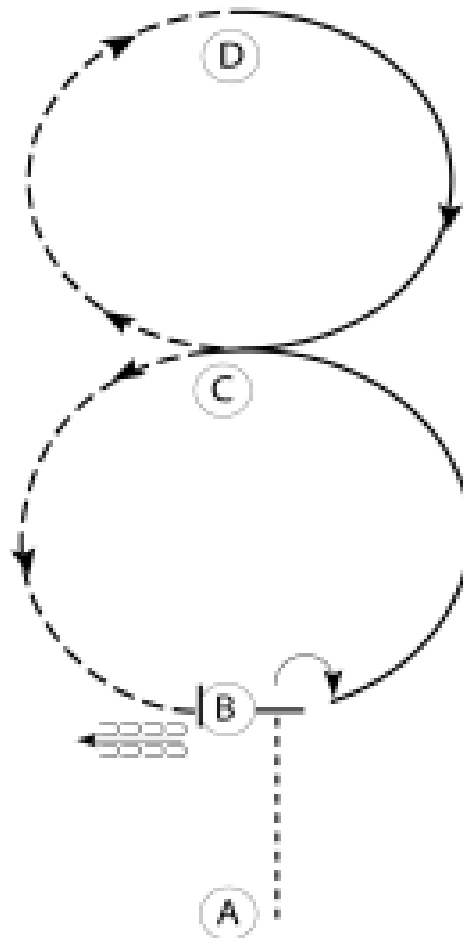
Walk	.....
Trot	-----
Extended Trot	————
Canter	————
Leg Yield	
Lead Change	↘ ↙
Back	← ← ← ← ←
Marker	⊙
Sidepass	← →
Hand Gallop	————

[HSE/1-2]

**Pattern Provided by:**  
*Morgan Lybbert*

www.HorseShowPatterns.com

www.HorseShowPatterns.com



Be ready at A.

1. Walk to B.
2. Stop at B and perform a 90 degree turn to the right on the forehand.
3. Canter on the left lead to C.
4. Posting trot from C to D.
5. Canter on the right lead from D to C.
6. Posting trot from C to B.
7. Stop at B and back one horse length.

Follow the instructions of your ring steward.

Walk	.....
Trot	-----
Extended Trot	-----
Canter	=====
Log Yield	
Lead Change	↘
Back	←←←←←
Marker	ⓑ
Sidepass	←←
Hand Gallop	-----

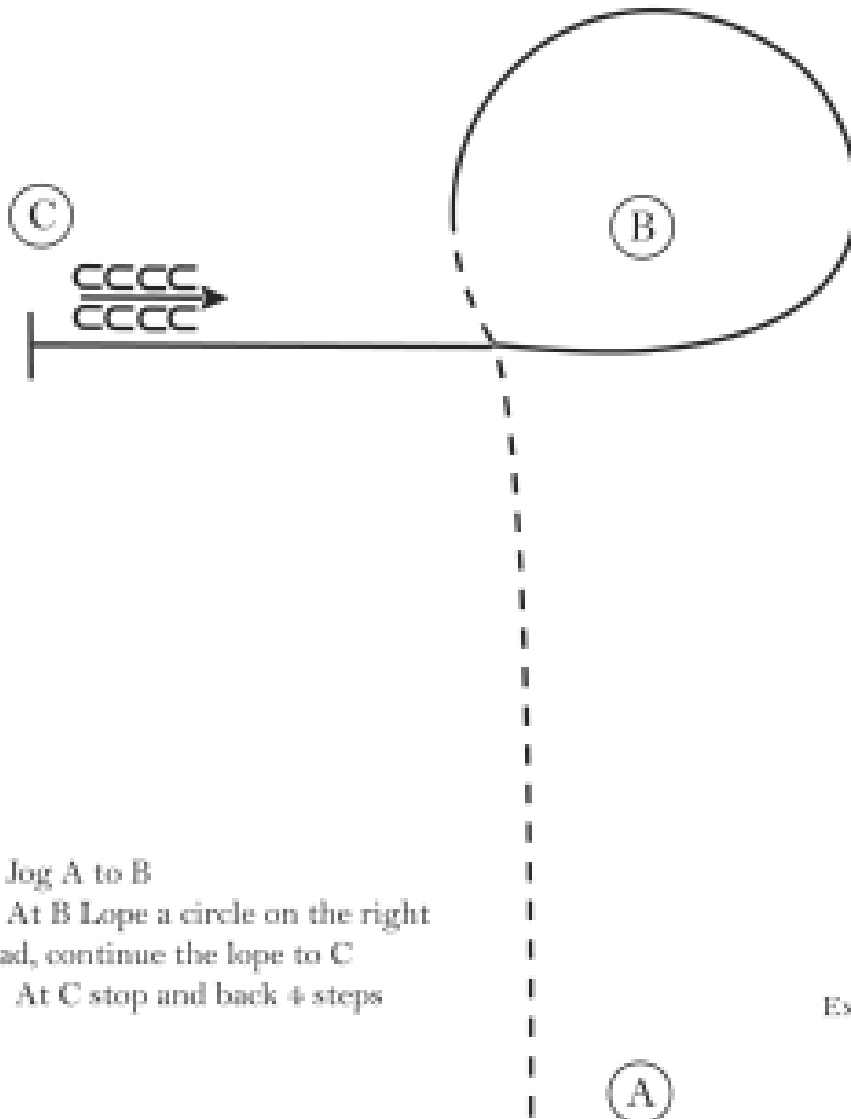
**Pattern Provided by:**  
*Morgan Lybbert*

# Sulphur Springs, Tx

## WALK & TROT HORSEMANSHIP - 13 & UNDER (13 and under)

Show Date: 06-10/11-2022

CLASS # 89



1. Jog A to B
2. At B Lope a circle on the right lead, continue the lope to C
4. At C stop and back 4 steps

Walk	.....
Jog	-----
Extended Jog	————
Lope	————
Leg Yield	
Lead Change	↗↘
Back	←←←←
Marker	⊙
Sidepass	←---→

[WH/1-7]

Pattern Provided by:

Morgan Lybhart

w w w . H o r s e S h o w P a t t e r n s . c o m

w w w . H o r s e S h o w P a t t e r n s . c o m



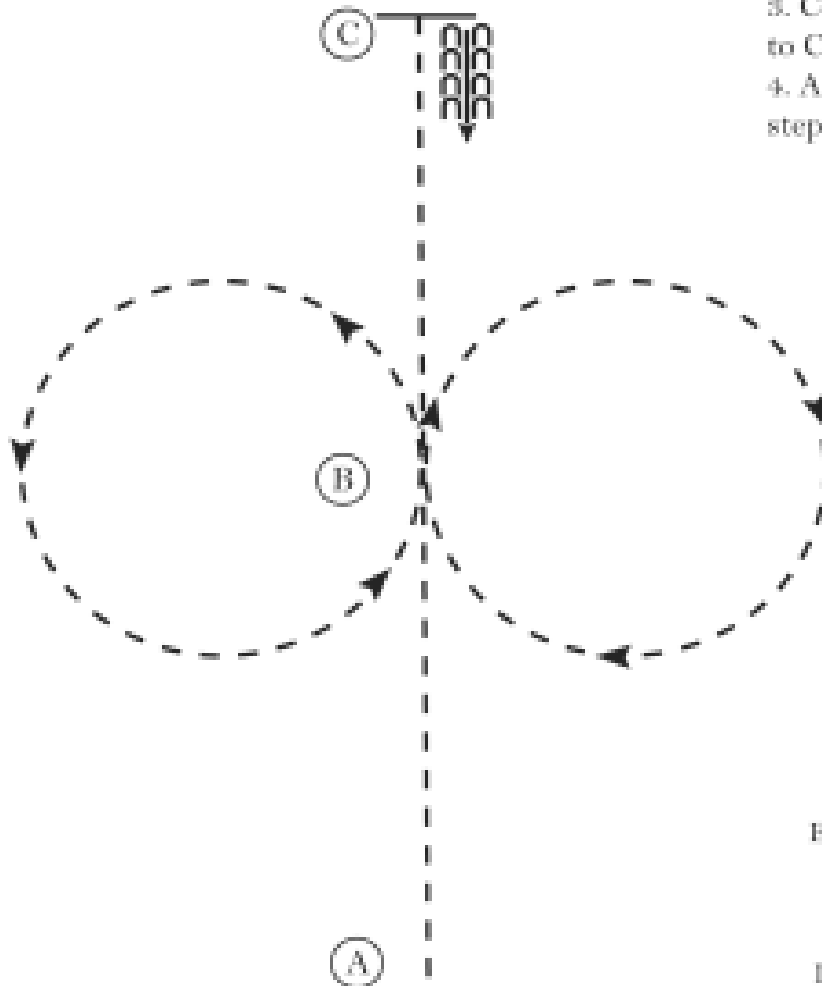
# Sulphur Springs, Tx

## WALK TROT HORSEMANSHIP (19 and over)

Show Date: 06-10/11-2022

CLASS # 90

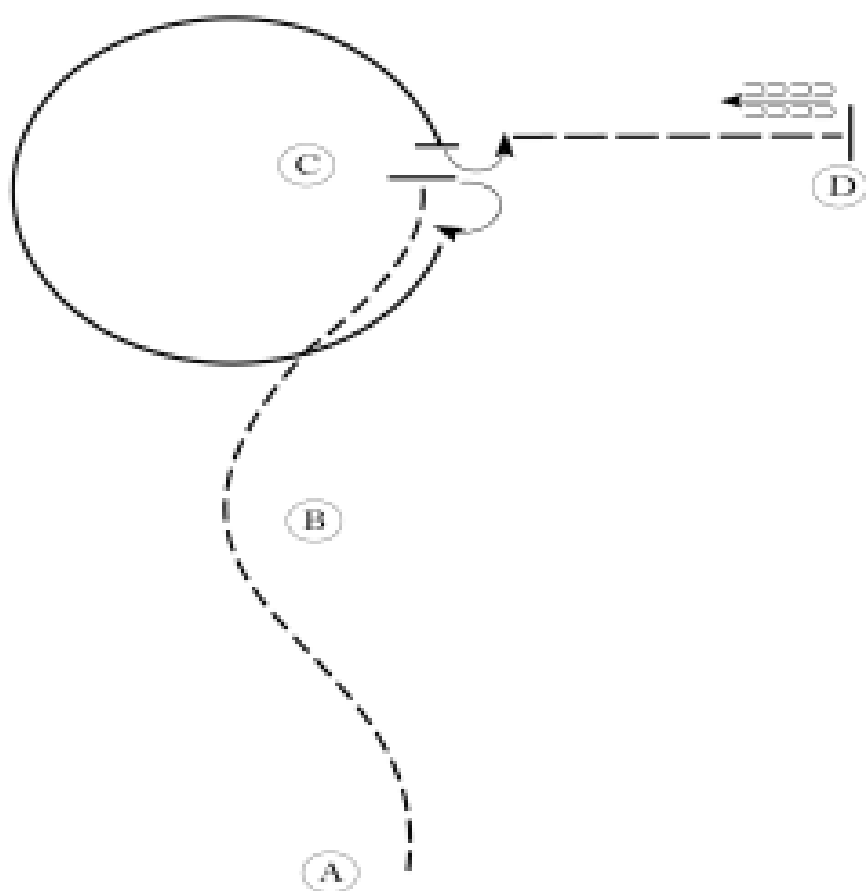
1. Jog A to B
2. At B perform a figure eight, beginning to the right
3. Continue the jog from B to C
4. At C stop and back 4 steps



Walk	.....
Jog	-----
Extended Jog	- - - - -
Lope	—————
Leg Yield	
Lead Change	↘ ↙
Back	↑
Marker	⊙ B
Sidepass	→

[WH/WT-5]

Pattern Provided by:  
*Morgan Lybbert*



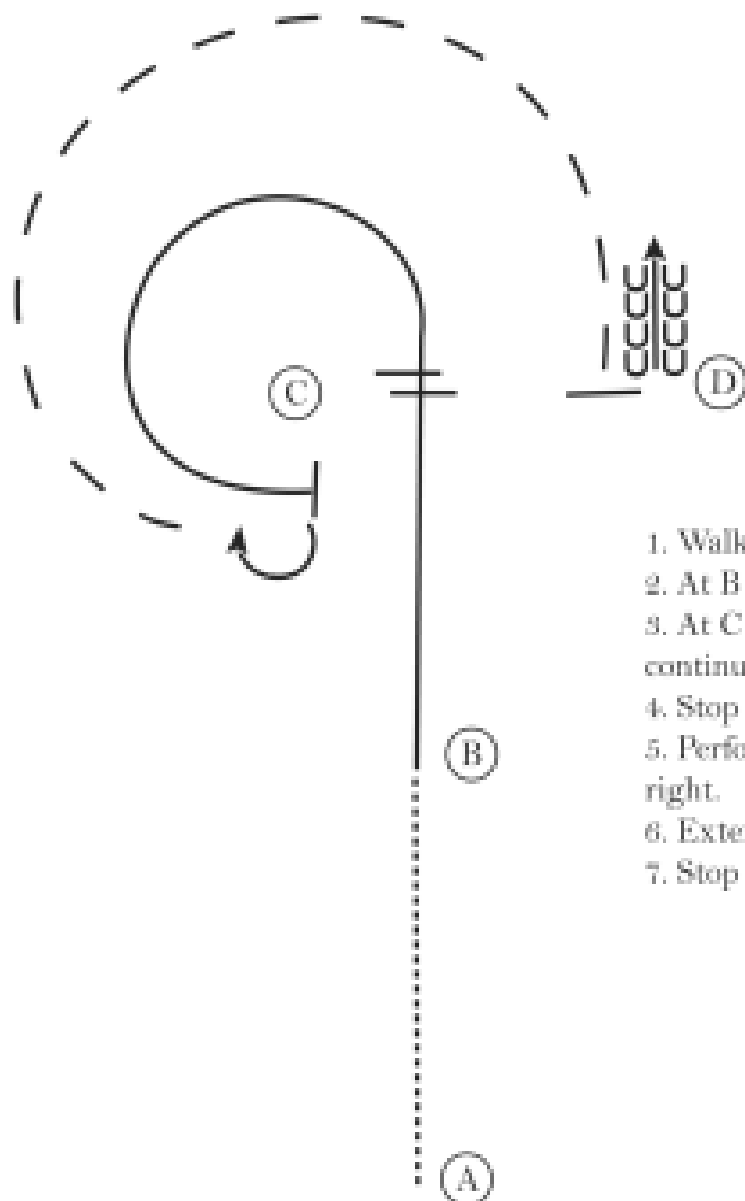
1. Jog A to C.
2. Stop at C and perform a 180 degree turn to the right
3. Lope a circle around C on the right lead.
4. Stop at C and perform a 90 degree turn to the left.
5. Extended jog to D.
6. Stop at D and back approximately one horse length.

Follow the instructions of your ring steward.

Walk	.....
Jog	-----
Extended Jog	-----
Lope	————
Lead Change	———/———
Back	←————
Marker	ⓑ

w w w . H o r s e S h o w P a t t e r n s . c o m

w w w . H o r s e S h o w P a t t e r n s . c o m

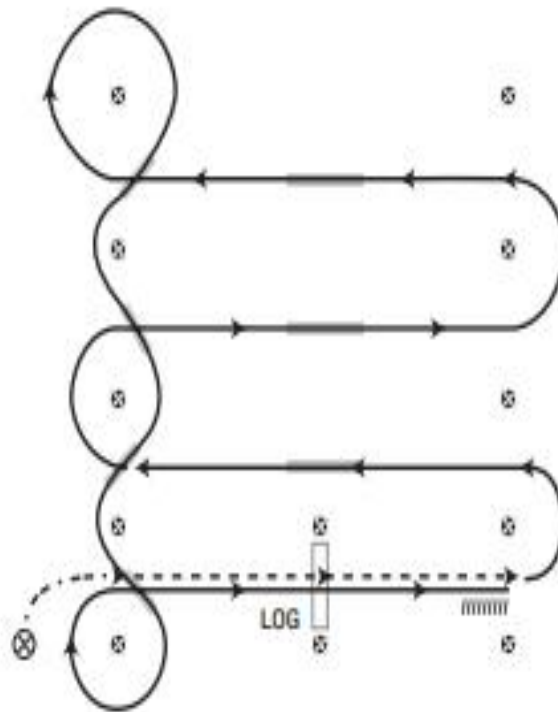


1. Walk A to B.
2. At B lope on the right lead to C.
3. At C perform a lead change and continue on the left lead around C.
4. Stop at C.
5. Perform a 180 degree turn to the right.
6. Extend the jog around C.
7. Stop at D and back 4 steps.

Walk	.....
Jog	-----
Extended Jog	-----
Lope	—————
Leg Yield	
Lead Change	↘
Back	←
Marker	⊙
Sidepass	→

# CLASS # 95 - 97

## WESTERN RIDING PATTERN 2



START CONE    WALK    .....    JOG    - - - - -  
LEAD CHANGING AREA    LOPE    \_\_\_\_\_

1. Walk, transition to jog, jog over log
2. Transition to the lope, on the left lead
3. First crossing change
4. Second crossing change
5. Third crossing change
6. Circle & first line change
7. Second line change
8. Third line change
9. Fourth line change & circle
10. Lope over log
11. Lope, stop & back