

April 9 & 10, 2021

Judge:

Meri LeMay

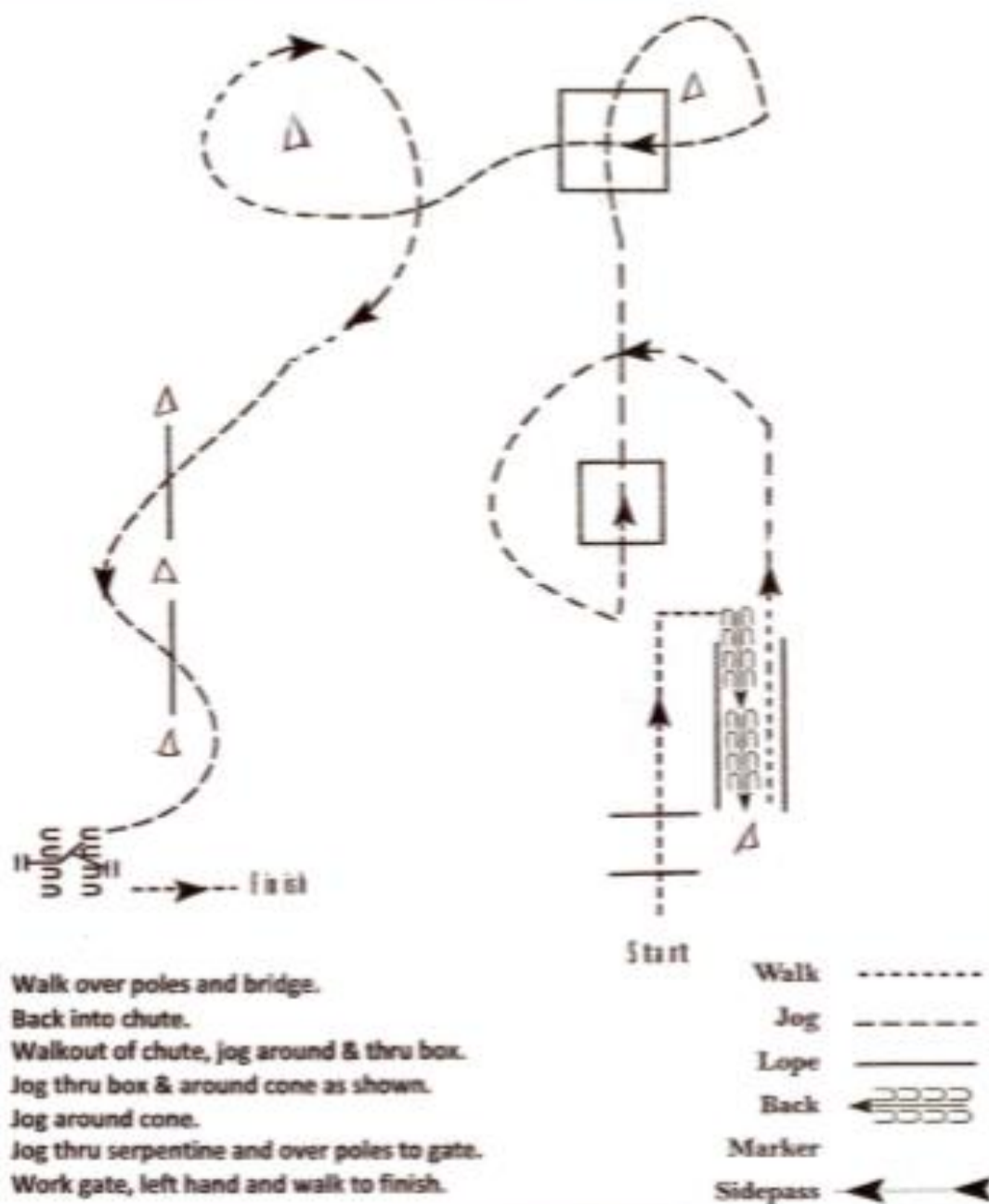
Hunt
County
Horseman's
Association



AQHA/Open Show Sulphur Springs, Texas

Ya & Am W/T & In Hand Trail (# 1, 2 & 3 W/T Trail)

Show Date: April 9 and 10, 2021



[T/1-43]

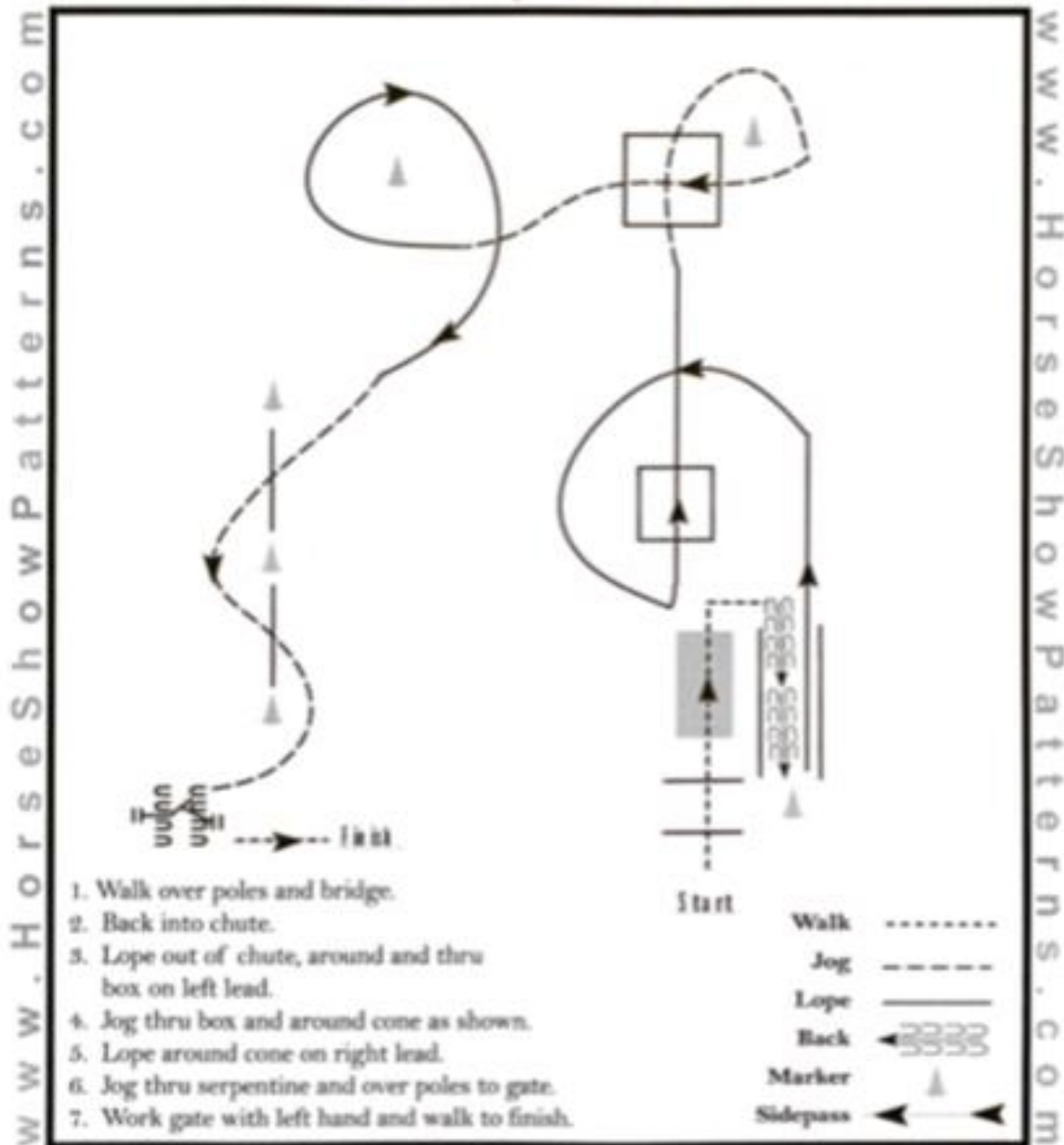
Pattern Provided by:

Meri LeMay

AQHA/Open Show Sulphur Springs, Texas

All Trail Classes (All Ages YA, AM, & Open)

Show Date: April 9 and 10, 2021



[T/1-43]

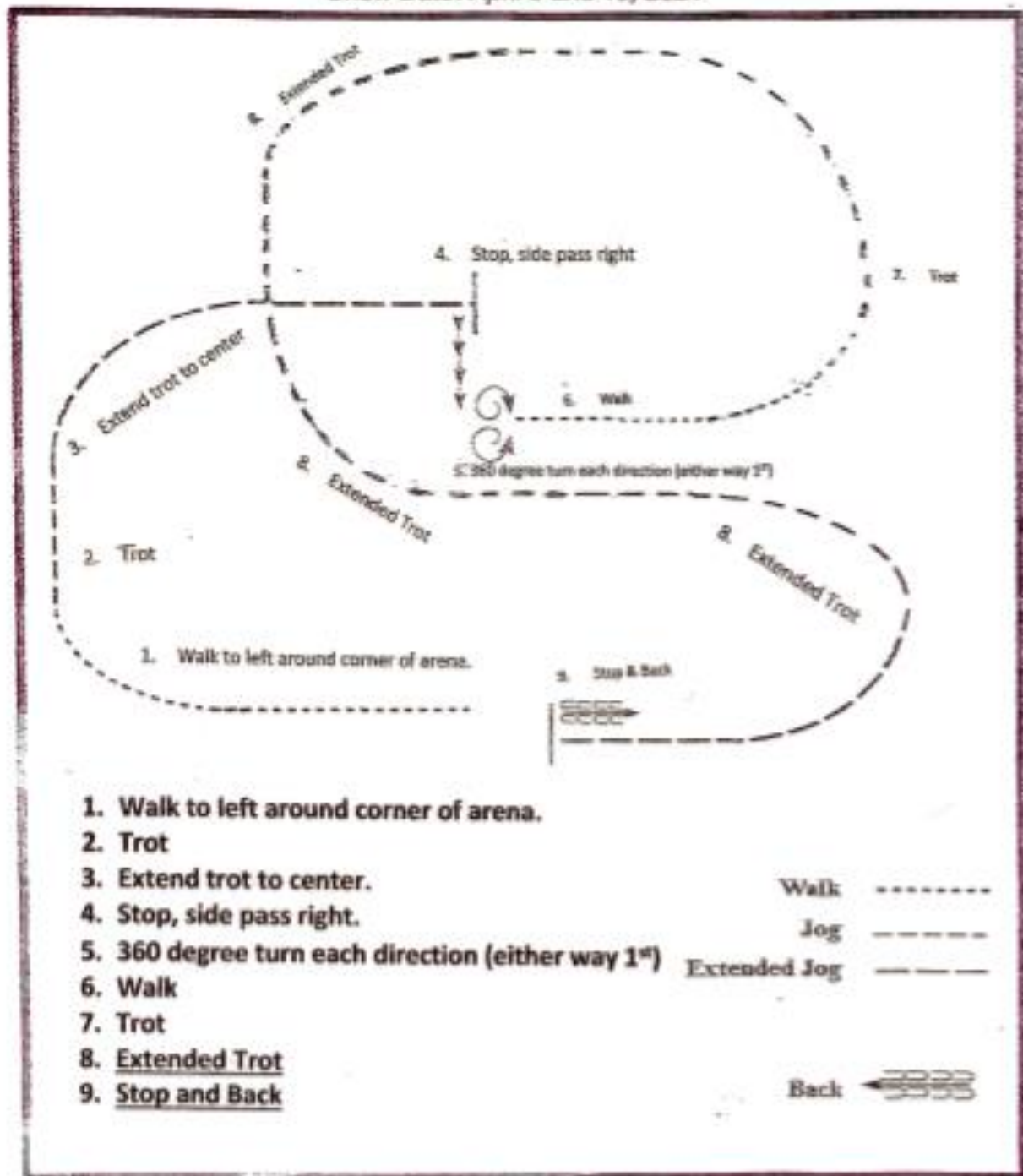
Pattern Provided by:

Meri LeMay

AQHA/Open Show Sulphur Springs, Texas

Walk/Trot Ranch Riding Open *Class #9*

Show Date: April 9 and 10, 2021



[RV3]

Pattern Provided by:

Meri LeMay

AQHA/Open Show Sulphur Springs, Texas

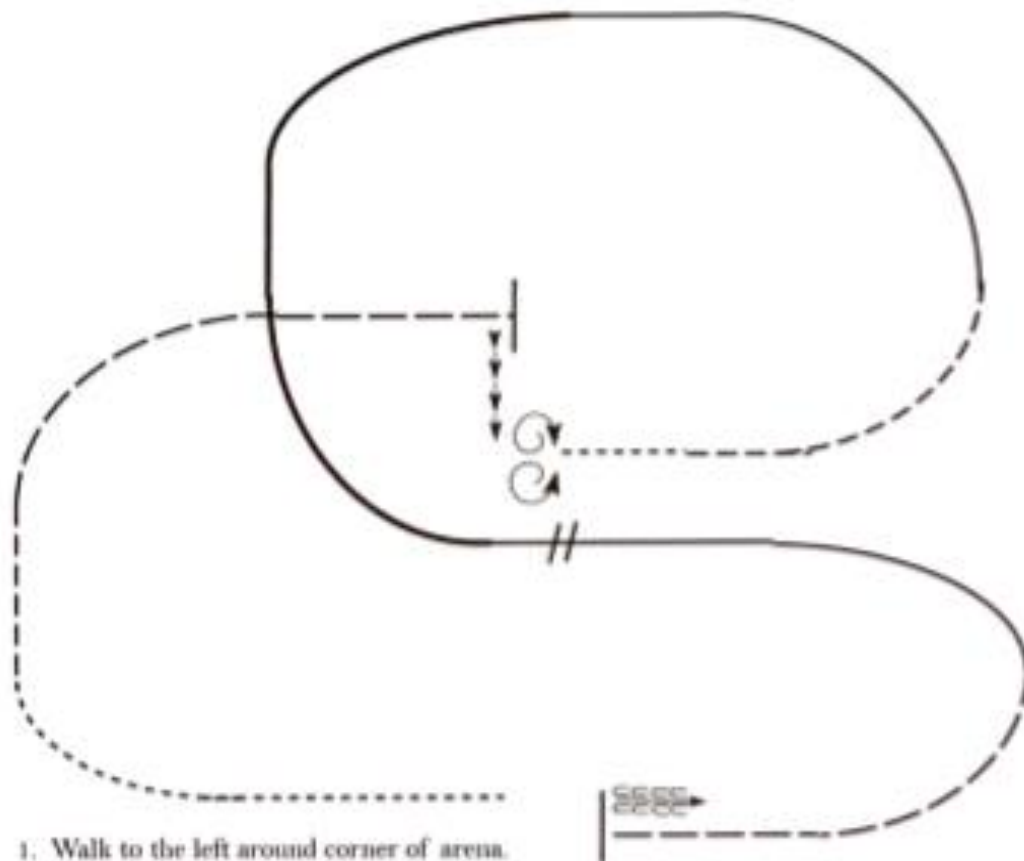
Classes 10, 11, 12, 13 + 14

All Ranch Riding (except W/T) Am, Ya, Open

Show Date: April 9 and 10, 2021

www.HorseShowPatterns.com

www.HorseShowPatterns.com



1. Walk to the left around corner of arena.
2. Trot
3. Extend alongside of the arena and around the corner to center.
4. Stop, side pass right
5. 360 degree turn each direction (either way 1st)
6. Walk.
7. Trot.
8. Lope left lead
9. Extend the lope
10. Change leads (simple or flying)
11. Collect to the lope
12. Extend trot
13. Stop and back

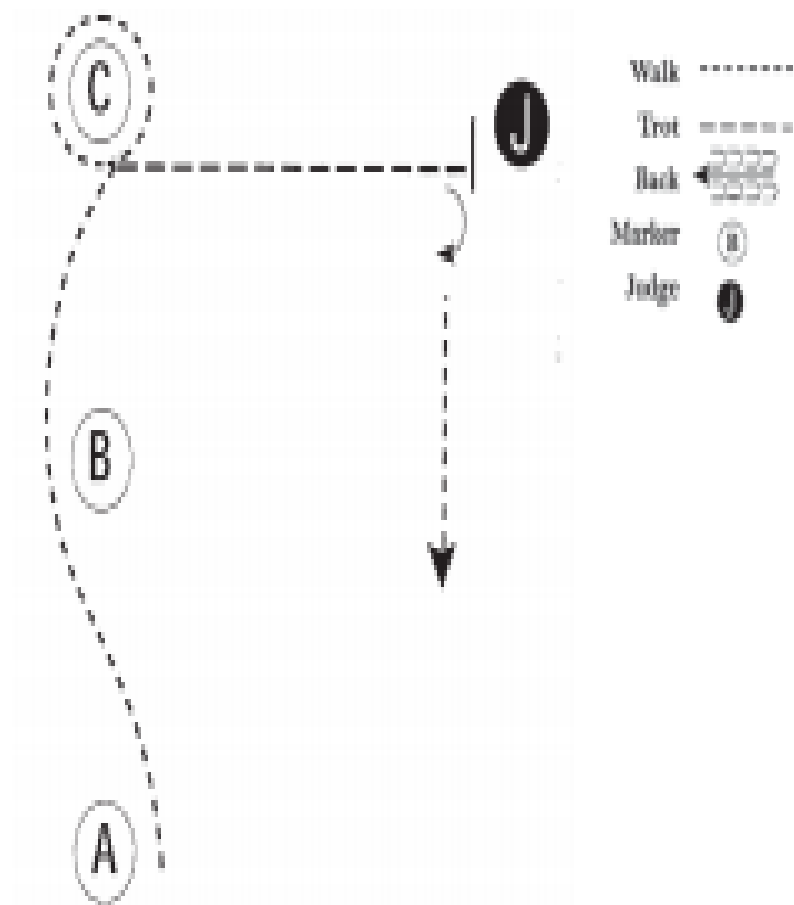
| | |
|--------------|-----------|
| Walk | |
| Jog | ----- |
| Extended Jog | - - - - - |
| Lope | ————— |
| Lead Change | |
| Back | ← — — — — |
| Marker | ⓑ |

[RR/3]

Pattern Provided by:

Meri LeMay

EQUESTRIANS WITH DISABILITIES SHOWMANSHIP (WALK ONLY)



Be ready at A.

1. When acknowledged, walk from A, around B to C.
 2. Walk a tight circle around C.
 3. Walk to judge.
 4. Stop and set up for inspection.
 5. When dismissed, perform a 90 degree turn and walk away from judge. Follow the directions of your ring steward.
-

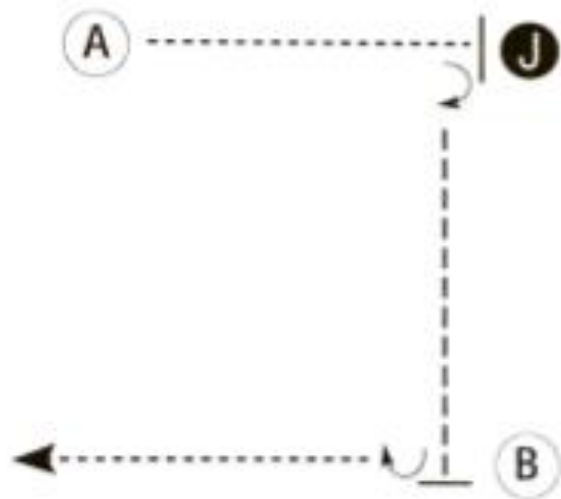
AQHA/Open Show Sulphur Springs, Texas

Showmanship Classes # 54, 55, 56 (HCHA & AQ Ya & Am)

Show Date: April 9 and 10, 2021

www.HorseShowPatterns.com

www.HorseShowPatterns.com



Be ready with your horse's tail to A.

1. Walk to Judge.
2. Stop and set up for inspection.
3. When dismissed, perform a 90 degree turn.
4. Trot to B.
5. Stop and perform a 90 degree turn.
6. Walk straight away.

Follow the instructions of your ring steward.

| | |
|--------|-----------|
| Walk | ----- |
| Trot | - - - - - |
| Back | ← ← ← ← ← |
| Marker | (B) |
| Judge | (J) |

[SWT-71]

Pattern Provided by:

Meri LeMay

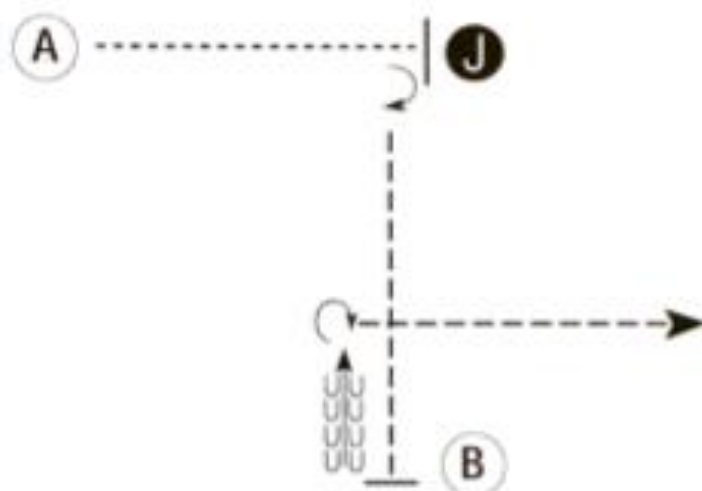
AQHA/Open Show Sulphur Springs, Texas

Showmanship Classes 57 & 58 (HCHA -14-18 Ya./18 & under AQ)

Show Date: April 9 and 10, 2021

w w w . H o r s e S h o w P a t t e r n s . c o m

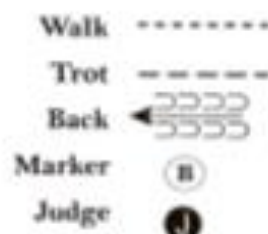
w w w . H o r s e S h o w P a t t e r n s . c o m



Be ready with your horse's tail to A.

1. Walk to Judge.
2. Stop and set up for inspection.
3. When dismissed, perform a 90 degree turn.
4. Trot to B.
5. Stop and back approximately 2 horse lengths.
6. Perform a 270 degree turn.
7. Trot straight away.

Follow the instructions of your ring steward.



[S2-71]

Pattern Provided by:

Meri LeMay

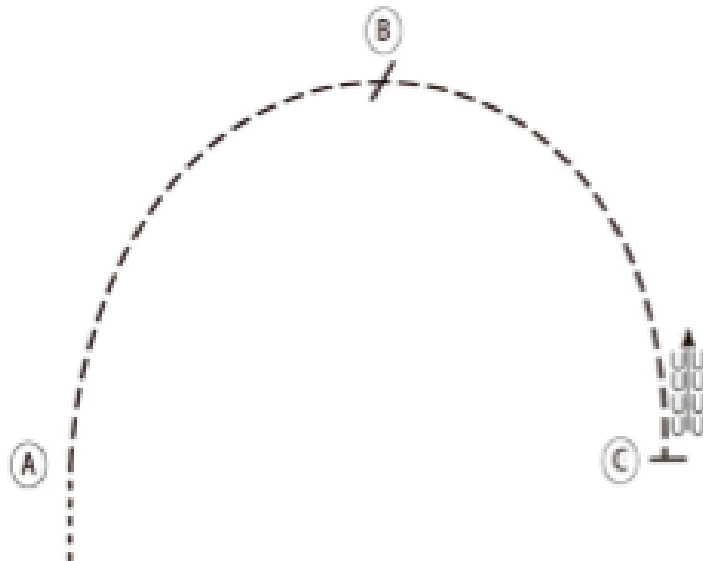
AQHA/Open Show Sulphur Springs, Texas

Walk/Trot Equitation Ya & Am Classes - 72+73

Show Date: April 9 and 10, 2021

w w w . H o r s e S h o w P a t t e r n s . c o m

w w w . H o r s e S h o w P a t t e r n s . c o m



Be ready before A.

1. Walk to A.
2. Trot on the left diagonal from A towards B.
3. At B, change diagonals and continue to C.
4. Stop at C and back approximately one horse length.

Follow the instructions of your ring steward.

| | |
|---------------|-----------|
| Walk | ----- |
| Trot | - - - - - |
| Extended Trot | — — — — — |
| Canter | ————— |
| Leg Yield | |
| Lead Change | ↙ ↘ |
| Back | ← ← ← ← ← |
| Marker | ⊙ |
| Sidepass | ← ← ← ← ← |
| Hand Gallop | ————— |

[HSE/WT-36]

Pattern Provided by:

Meri LeMay

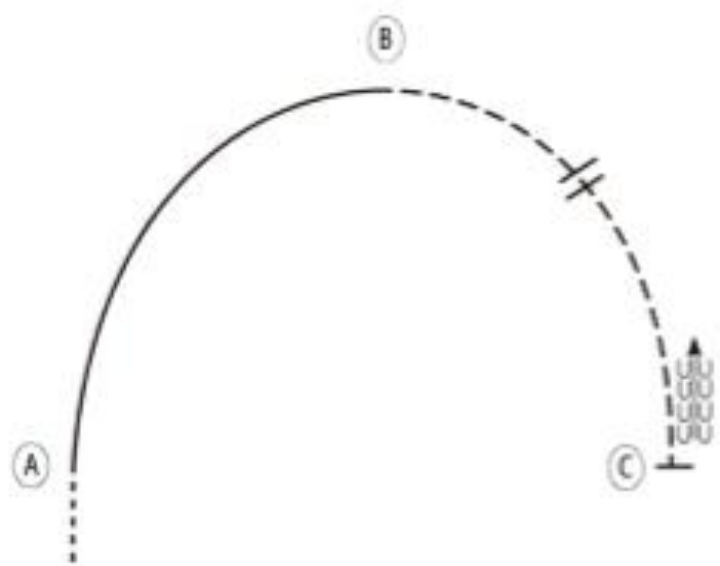
AQHA/Open Show Sulphur Springs, Texas

Hunt Seat Equitation #74,75, (Nov. YA & Nov. AM)

Show Date: April 9 and 10, 2021

www.HorseShowPatterns.com

www.HorseShowPatterns.com



Be ready before A.

1. Walk to A.
2. Canter on the right lead from A towards B.
3. Break to a posting trot at B.
4. At B, posting trot on the left diagonal towards C.
5. When halfway to C, change diagonals and continue to C.
6. At C stop and back approximately one horse length.

Follow the instructions of your ring steward.

| | |
|---------------|-----------|
| Walk | ----- |
| Trot | - - - - - |
| Extended Trot | — — — — |
| Canter | ————— |
| Leg Yield | |
| Lead Change | — / — |
| Back | ←←←←← |
| Marker | (B) |
| Sidepass | ← ← |
| Hand Gallop | ————— |

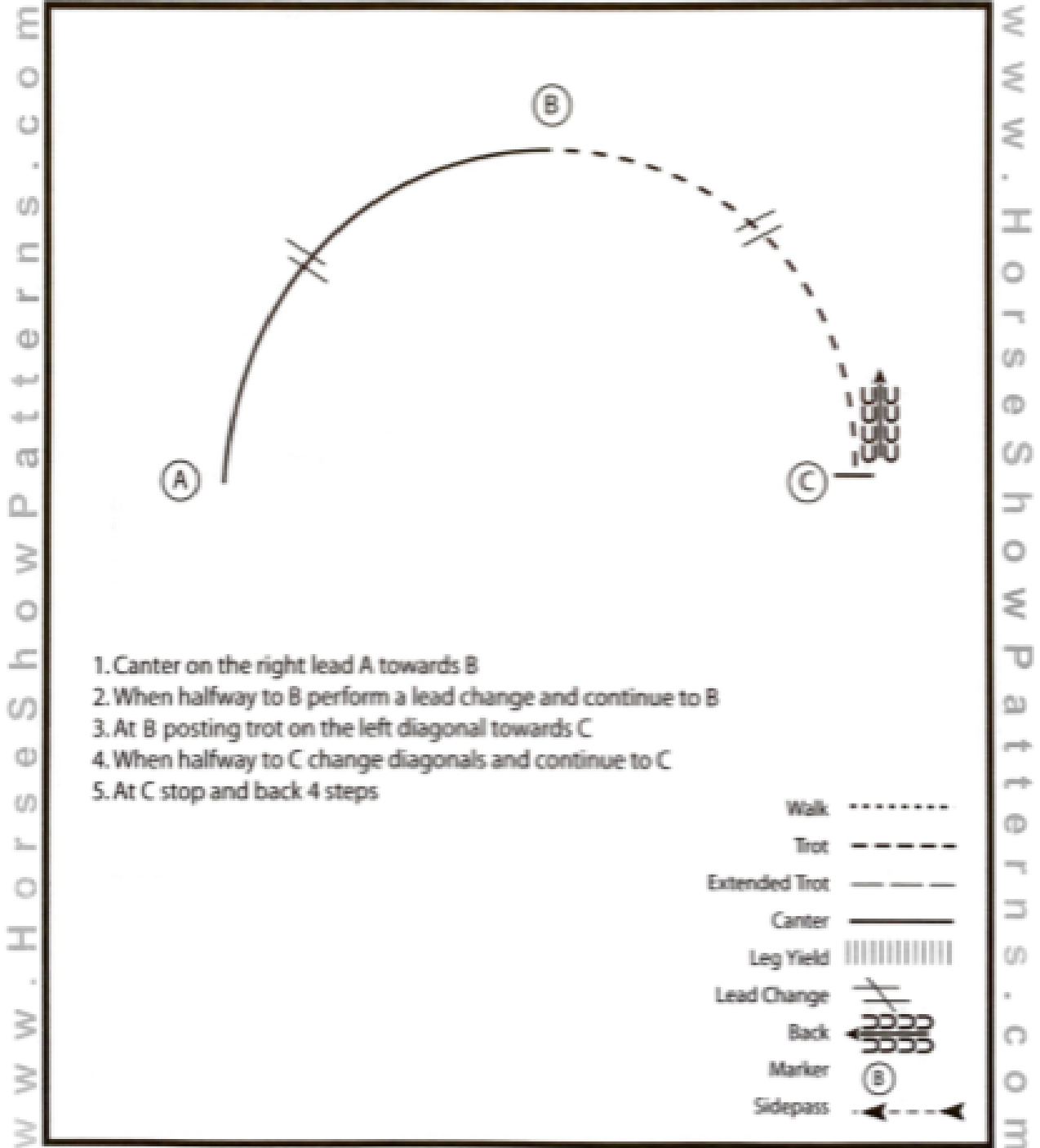
[HSE/1-36]

Pattern Provided by:
Meri LeMay

AQHA/Open Show Sulphur Springs, Texas

Hunt Seat Equitation # 76, 77 (YA 18 & Under - AM 19 & over)

Show Date: April 9 and 10, 2021



[HSE/2-36]

Pattern Provided by:

Meri LeMay

AQHA/Open Show Sulphur Springs, Texas

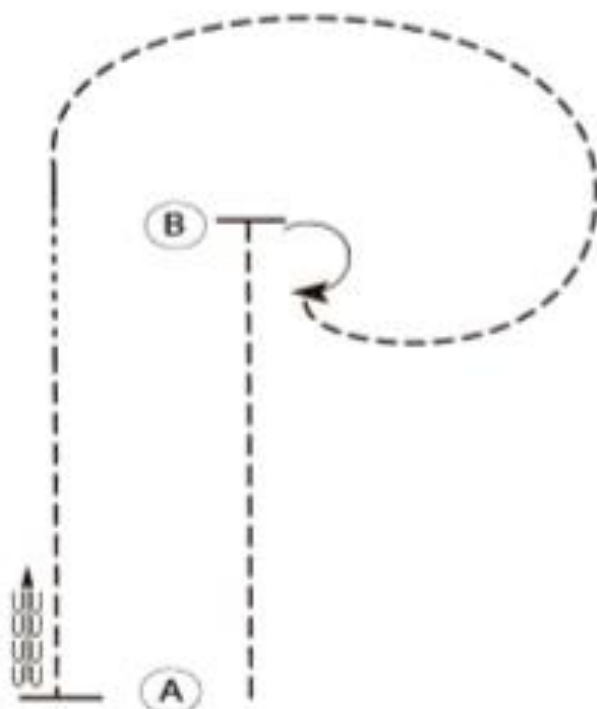
Classes 88+89

Walk/Trot Horsemanship Ya & Am

Show Date: April 9 and 10, 2021

www.HorseShowPatterns.com

www.HorseShowPatterns.com



Be ready at A.

1. Jog to B.
2. Turn 180 degrees to the right.
3. Jog back around to B.
4. At B, break to the walk.
5. Walk approximately 10 feet.
6. Jog to A.
7. Stop at A and back approximately one horse length.

Follow the instructions of your ring steward.

| | |
|--------------|-----------|
| Walk | ----- |
| Jog | - - - - - |
| Extended Jog | — — — — |
| Lope | ————— |
| Leg Yield | |
| Lead Change | ⋈ |
| Back | ←←←←← |
| Marker | ⊙ |
| Sidepass | ↔↔↔ |

[WHWT-43]

Pattern Provided by:

Meri LeMay

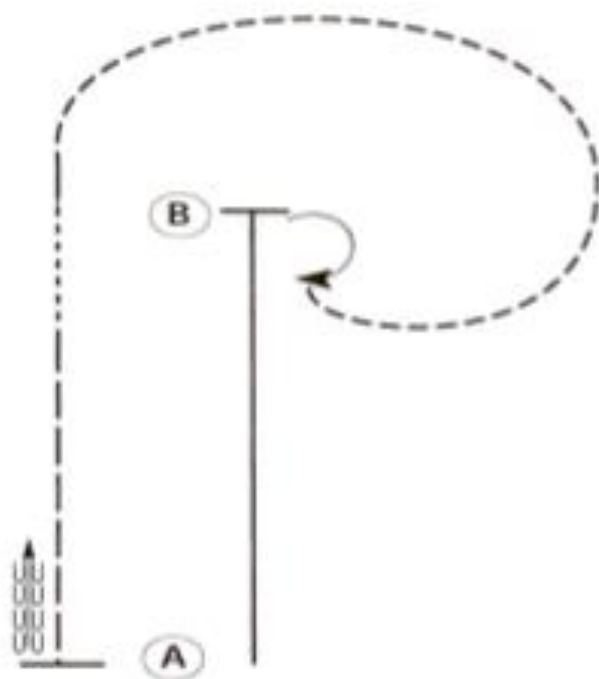
AQHA/Open Show Sulphur Springs, Texas

Horsemanship # 90 & 91 (Nov YA & AM)

Show Date: April 9 and 10, 2021

w w w . H o r s e S h o w P a t t e r n s . c o m

w w w . H o r s e S h o w P a t t e r n s . c o m



Be ready at A.

1. Lope on the right lead to B.
2. Turn 180 degrees to the right.
3. Jog back around to B.
4. At B, break to the walk.
5. Walk approximately 10 feet.
6. Extend the jog to A.
7. Stop at A and back approximately one horse length.

Follow the instructions of your ring steward.

| | |
|--------------|-----------|
| Walk | ----- |
| Jog | - - - - - |
| Extended Jog | — — — — |
| Lope | ————— |
| Leg Yield | |
| Lead Change | ↖ ↗ |
| Back | ← 3 3 3 3 |
| Marker | ⊙ (B) |
| Sidepass | ← — — — → |

[WH/1-43]

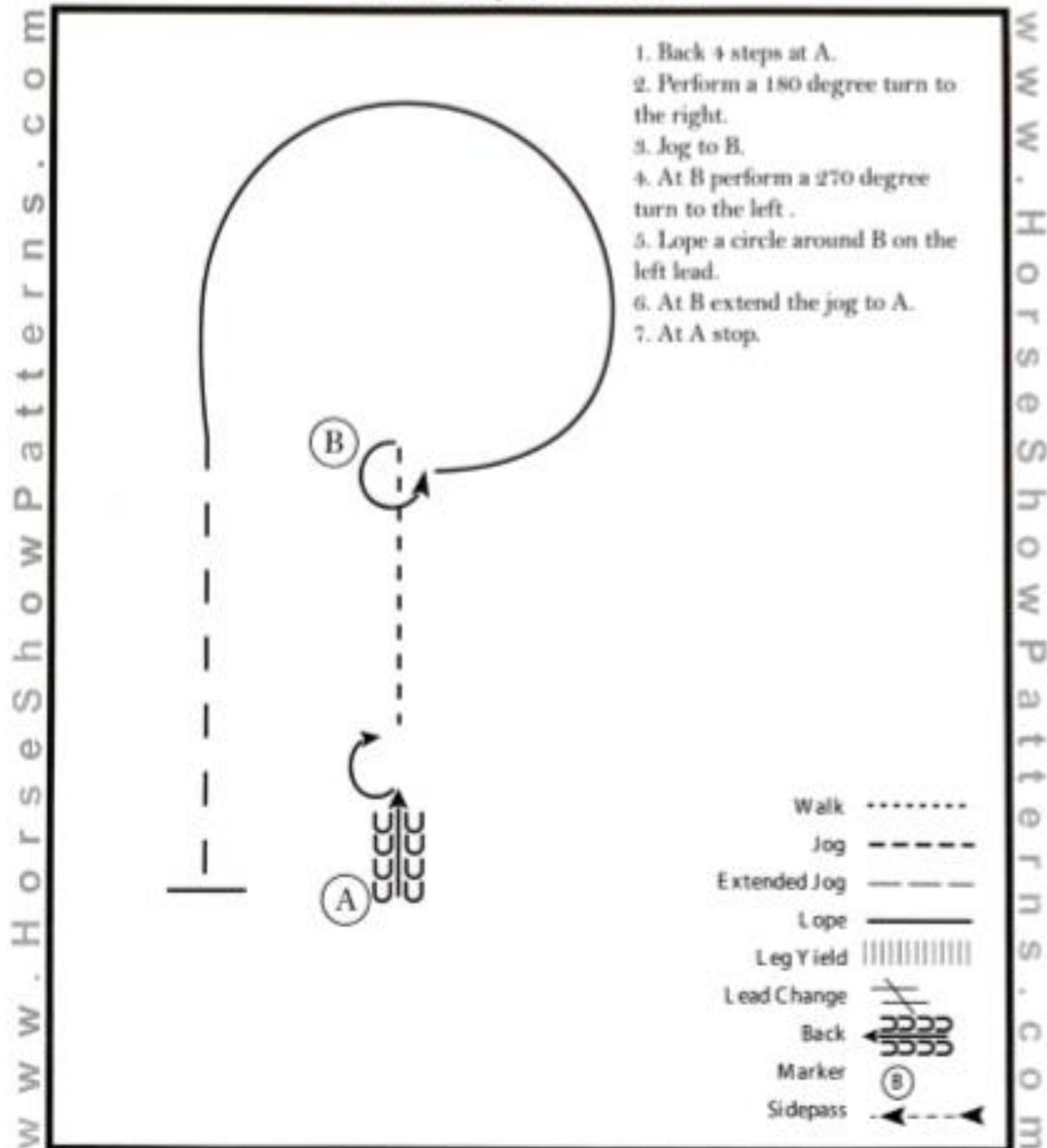
Pattern Provided by:

Meri LeMay

AQHA/Open Show Sulphur Springs, Texas

Horsemanship # 92 & 93 (HCHA/AQHA YA18 & under/AM 19 & over)

Show Date: April 9 and 10, 2021



[WH2-8]

Pattern Provided by:

Meri LeMay

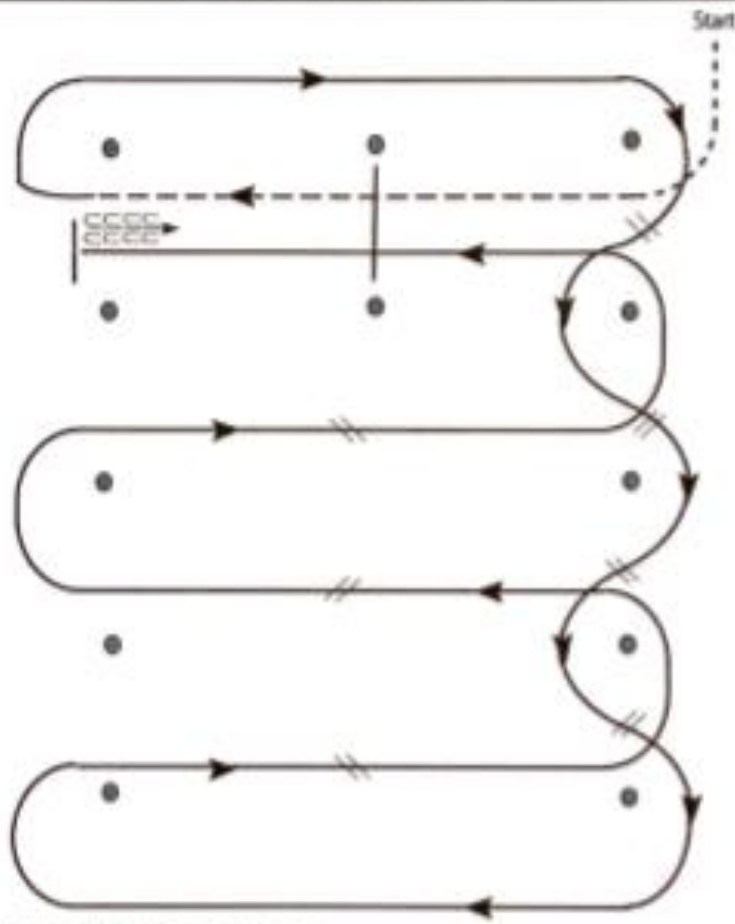
AQHA/Open Show Sulphur Springs, Texas

YA., AM., Open Wstrn Riding Pat # 4 (Classes 94, 95, 96)

Show Date: April 9 and 10, 2021

www.HorseShowPatterns.com

www.HorseShowPatterns.com



1. Walk, transition to jog, jog over log.
2. Transition to right.
3. First line change.
4. Second line change.
5. Third line change.
6. Fourth line change.
7. First crossing change.
8. Second crossing change.
9. Third crossing change.
10. Lope over log.
11. Lope, stop and back.

[WR/OP-4]

Pattern Provided by:
Meri LeMay