

March 12 & 13, 2020

Judge:

Mike Hoepfner

Hunt
County
Horseman's
Association



HCHA

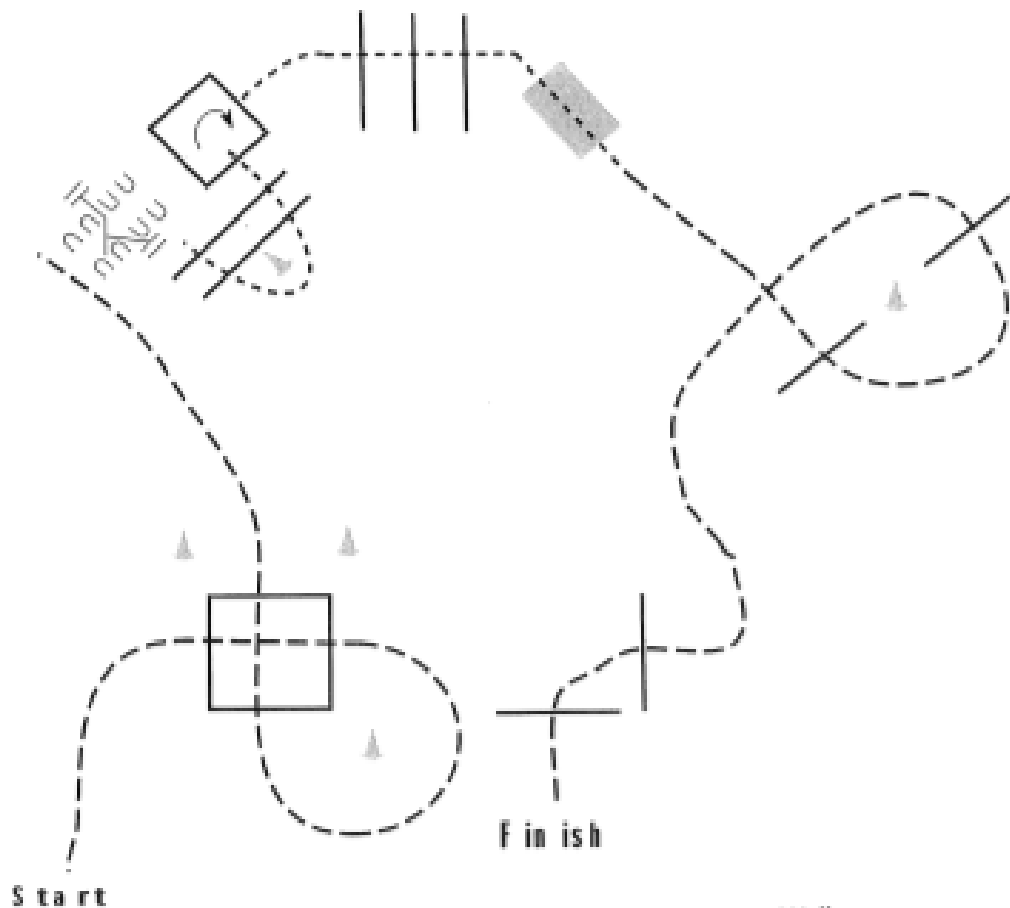
Trail

Show Date:

Class # 1 - 3

www.HorseShowPatterns.com

www.HorseShowPatterns.com



Start

Finish

1. Jog through the box to gate
2. Right hand push gate
3. Walk over elevated poles and into box
4. 1/4 turn to the right in the box
5. Walk over poles and over bridge
6. Jog over poles to finish

Walk	-----
Jog	- - - - -
Extended Jog	-----
Lope	-----
Leg Yield	
Lead Change	↘
Back	←
Marker	(B)
Sidepass	←

[TWT-11]

Pattern Provided by:

HCHA

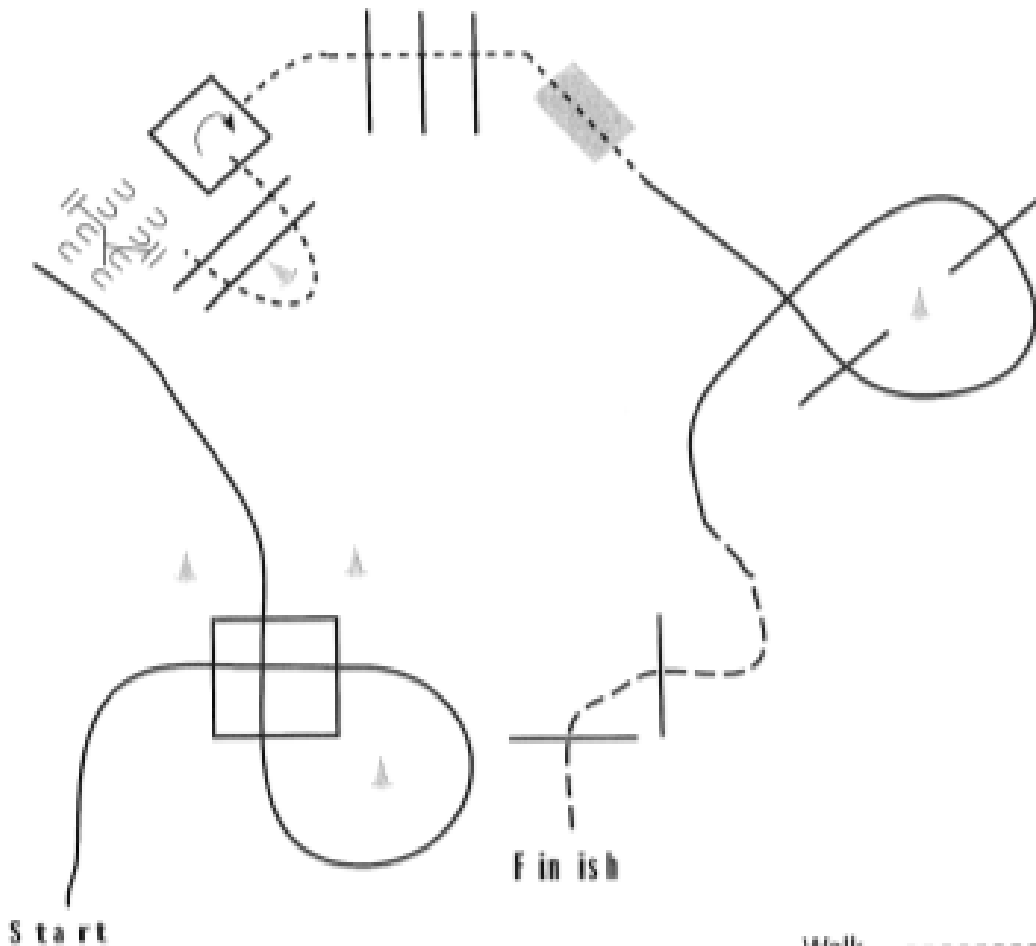
Trail

Show Date:

Class # 4 & 5

w w w . H o r s e S h o w P a t t e r n s . c o m

w w w . H o r s e S h o w P a t t e r n s . c o m



1. Lope on the right lead through box to gate
2. Right hand push gate
3. Walk over elevated poles and into box
4. 1/4 turn to the right in the box
5. Walk over poles and over bridge
6. Lope on the left lead over poles
7. Jog over poles to finish

Walk
Jog	-----
Extended Jog	-----
Lope	—————
Leg Yield	
Lead Change	↙
Back	←←←←←
Marker	(B)
Sidepass	↔

[T/1-11]

Pattern Provided by:

HCHA

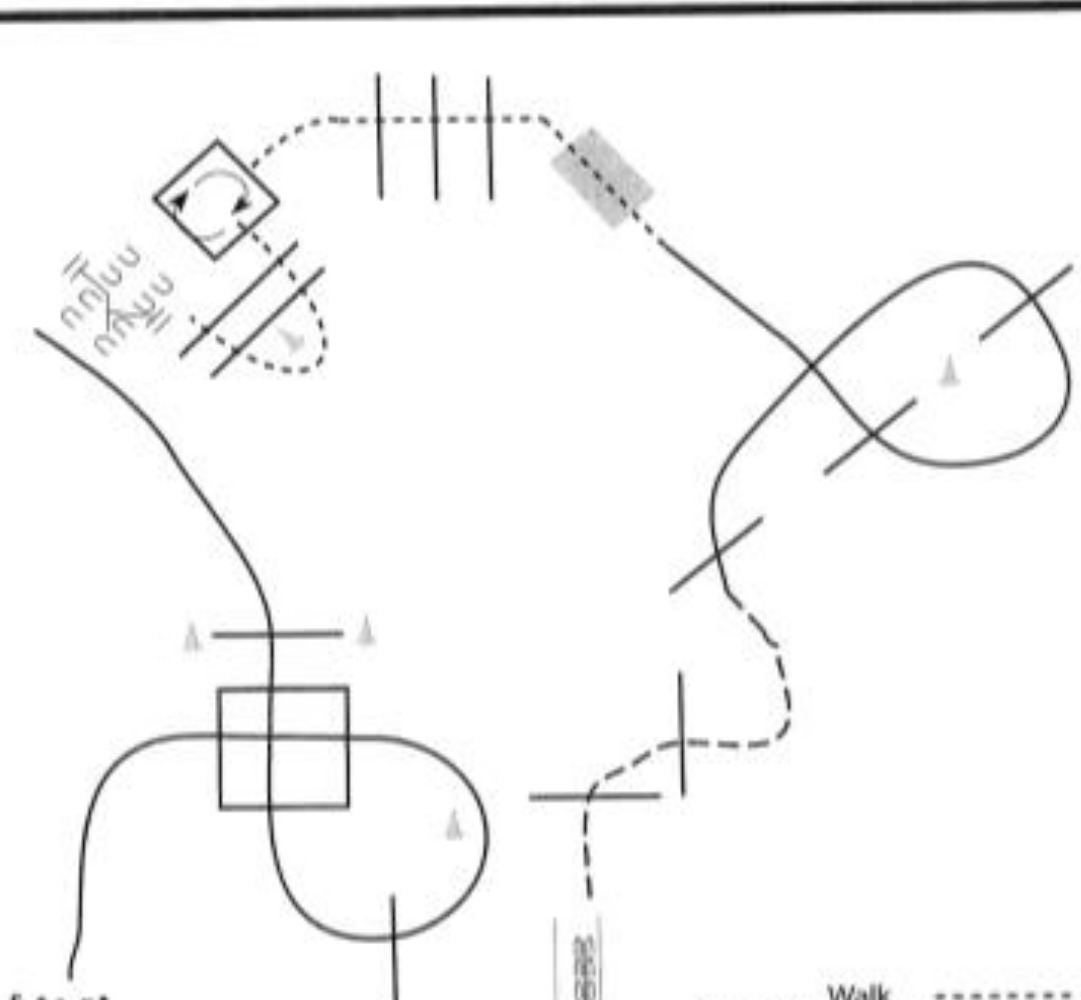
Trail

Show Date: _____

Class # 6 - 8

W W W . H O R S E S H O W P A T T E R N S . C O M

W W W . H O R S E S H O W P A T T E R N S . C O M



Start

Walk	-----
Jog	- - - - -
Extended Jog	— — — — —
Lope	— — — — —
Leg Yield	
Lead Change	↘ ↙
Back	← ← ← ← ←
Marker	Ⓚ
Sidepass	↔ ↔

Finish

1. Lope on the right lead through box and over poles to gate
2. Right hand push gate
3. Walk over elevated poles and into box
4. 1 1/4 turn to the right in the box
5. Walk over poles and over bridge
6. Lope on the left lead over poles
7. Jog over poles to L.
8. Back the L to finish

[T/2-11]

Pattern Provided by:

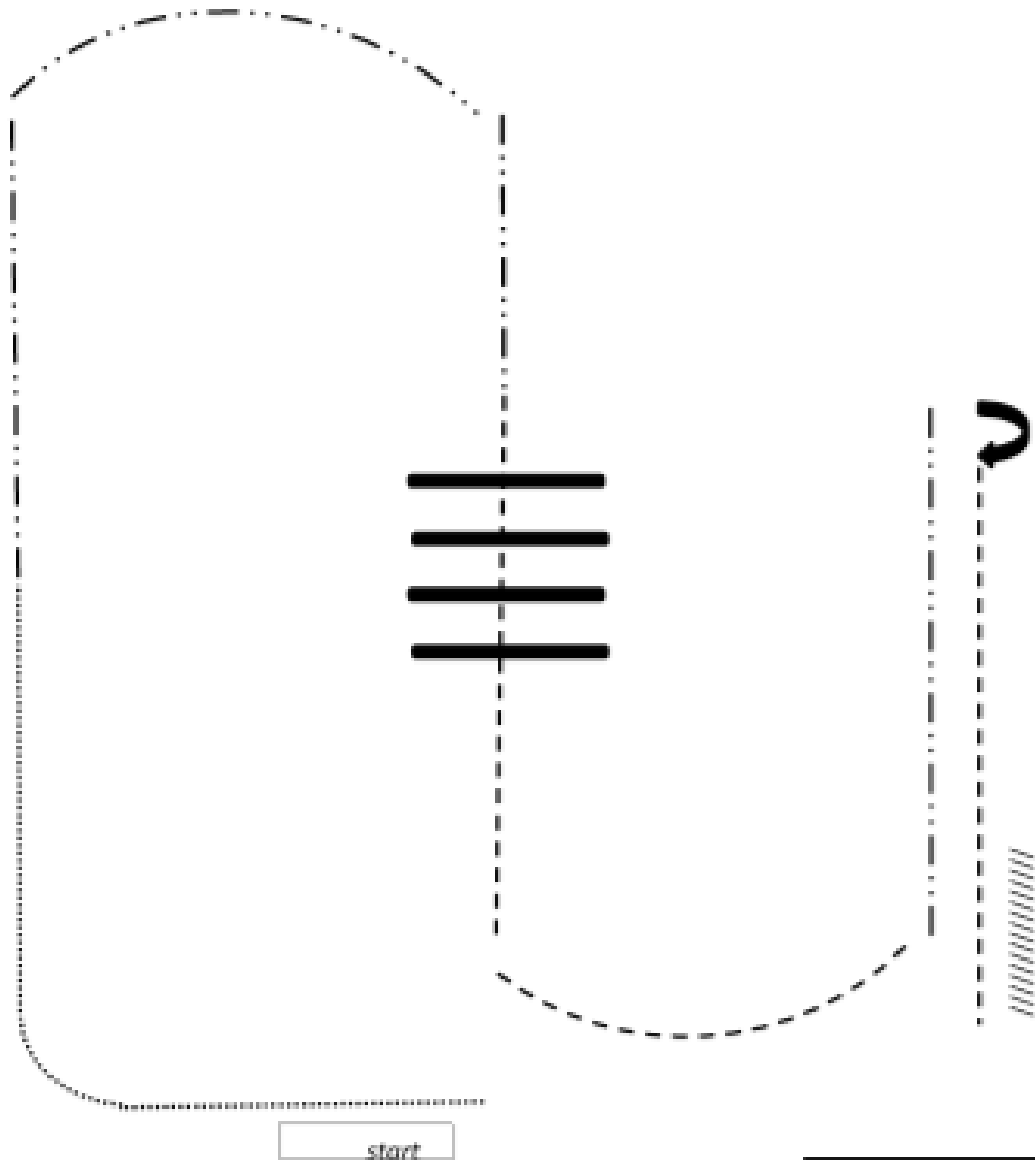


RANCH RIDING Walk Trot

Pattern # 8

USE ONLY 1/2 OF THE ARENA

Class # 9



- 1 WALK
- 2 EXTENDED TROT
- 3 TROT over 4 RAILS
- 4 TROT

- 5 EXTENDED TROT
- 6 180 RIGHT
- 7 TROT
- 8 STOP & BACK

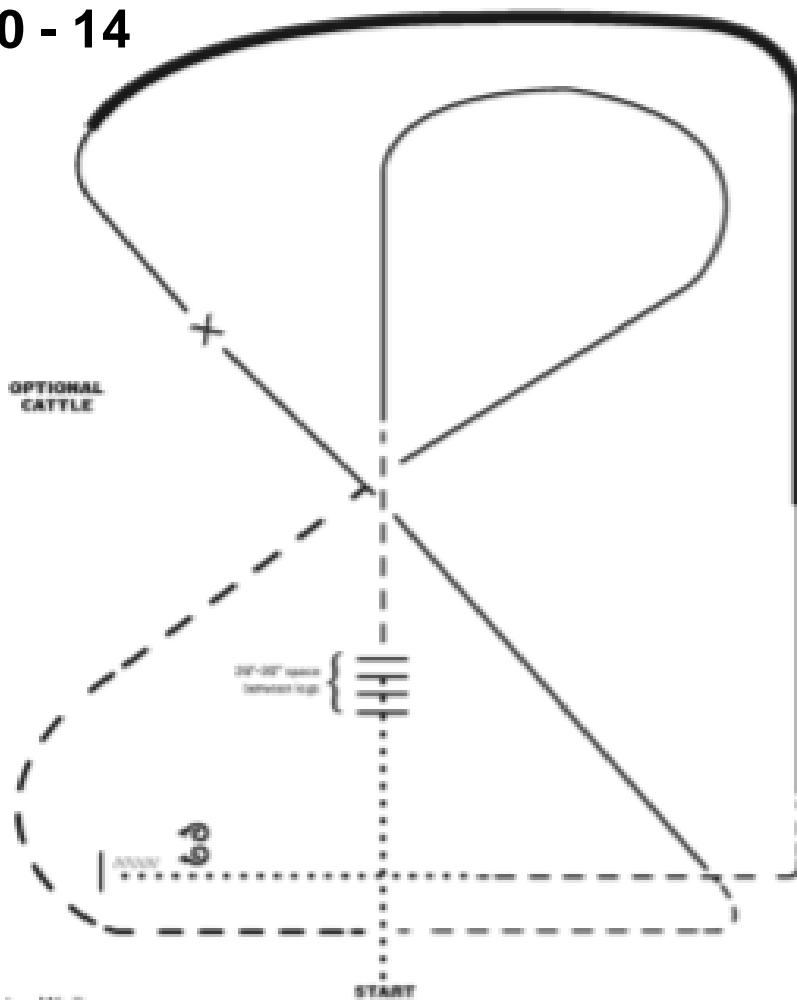
WALK	-----
TROT	-----
EXT TROT	-----

Sulphur Springs

Ranch Riding (All classes)

Show Date: 03/14/2021

Class # 10 - 14



1. Walk
2. Walk over logs
3. Trot
4. Lope right lead
5. Extended trot
6. Trot
7. Lope left lead
8. Change leads (simple or flying)
9. Right lead, extended lope
10. Collect Lope
11. Trot
12. Walk
13. Stop and back
14. 360 degree turn each direction (either direction list) (L-R or R-L)

Note: The drawn description of this pattern is only intended for the general depiction of the pattern. Exhibitors should utilize the arena space to best exhibit their horses.

[RR/AQHA-5]

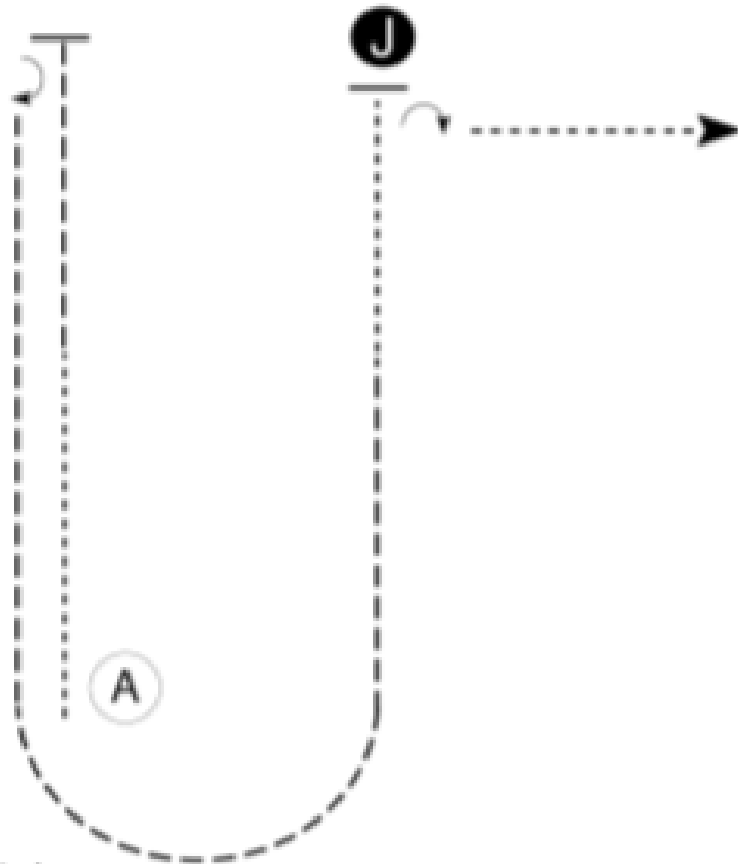
Pattern Provided by:
Judge

Sulphur Springs

Showmanship (Small Fry)

Show Date: 03/14/2021

Class # 52



Be ready at A.

1. Walk halfway from A to judge.
 2. Trot until even with judge.
 3. Stop and perform a 180 degree turn.
 4. Trot to and around A and halfway to judge.
 5. Walk to judge.
 6. Stop and set up for inspection.
 7. When dismissed, perform a 90 degree turn.
 8. Walk straight away from judge.
- Follow the instructions of your ring steward.

Walk	-----
Trot	- - - - -
Back	← 3333 5555
Marker	ⓐ
Judge	Ⓧ

[S/WT-77]

Pattern Provided by:

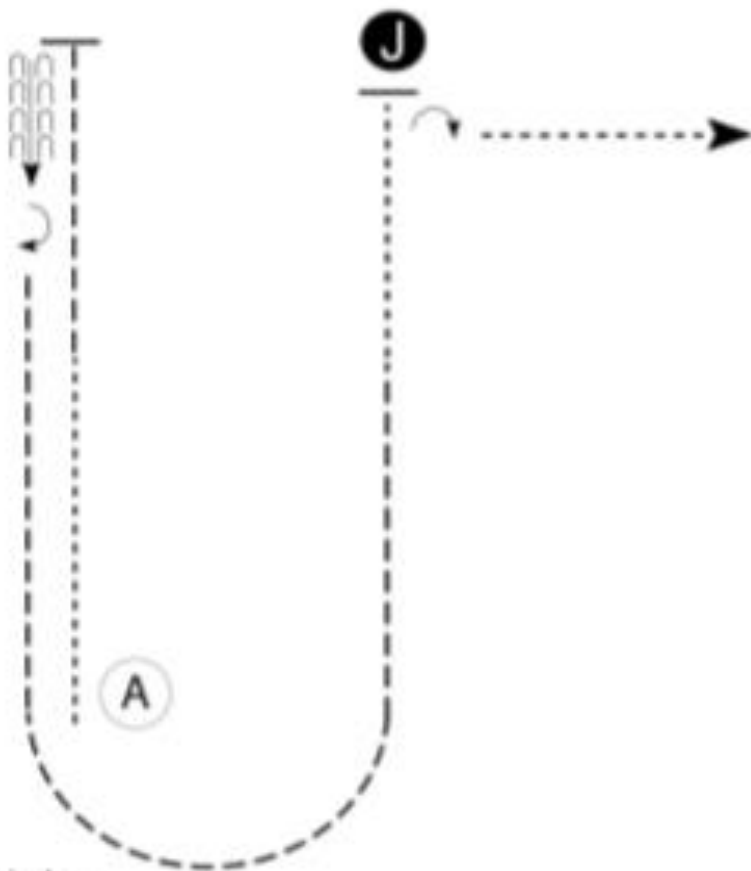
Judge

Sulphur Springs

Showmanship (Level 1)


Show Date: 03/14/2021

Class # 55 & 56



Be ready at A.

1. Walk halfway from A to judge.
 2. Trot until even with judge.
 3. Stop and back approximately two horse lengths.
 4. Perform a 180 degree turn.
 5. Trot to and around A and halfway to judge.
 6. Walk to judge.
 7. Stop and set up for inspection.
 8. When dismissed, perform a 90 degree turn.
 9. Walk straight away from judge.
- Follow the instructions of your ring steward.



[S/1-77]

Pattern Provided by:

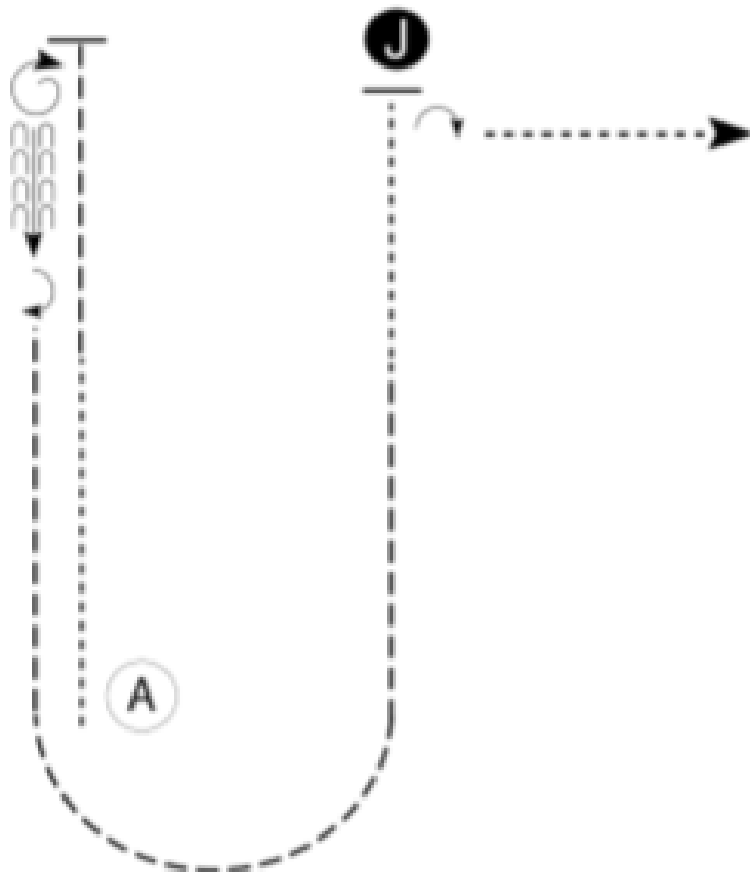
Judge

Sulphur Springs

Showmanship (Youth/Amateur)

Show Date: 03/14/2021


Class # 54, 57 & 58



Be ready at A.

1. Walk halfway from A to Judge.
2. Trot until even with judge.
3. Stop and perform a 360 degree turn.
4. Back approximately two horse lengths.
5. Perform a 180 degree turn.
6. Trot to and around A and halfway to judge.
7. Walk to judge.
8. Stop and set up for inspection.
9. When dismissed, perform a 90 degree turn.
10. Walk straight away from judge.

Follow the instructions of your ring steward.



[S/2-77]

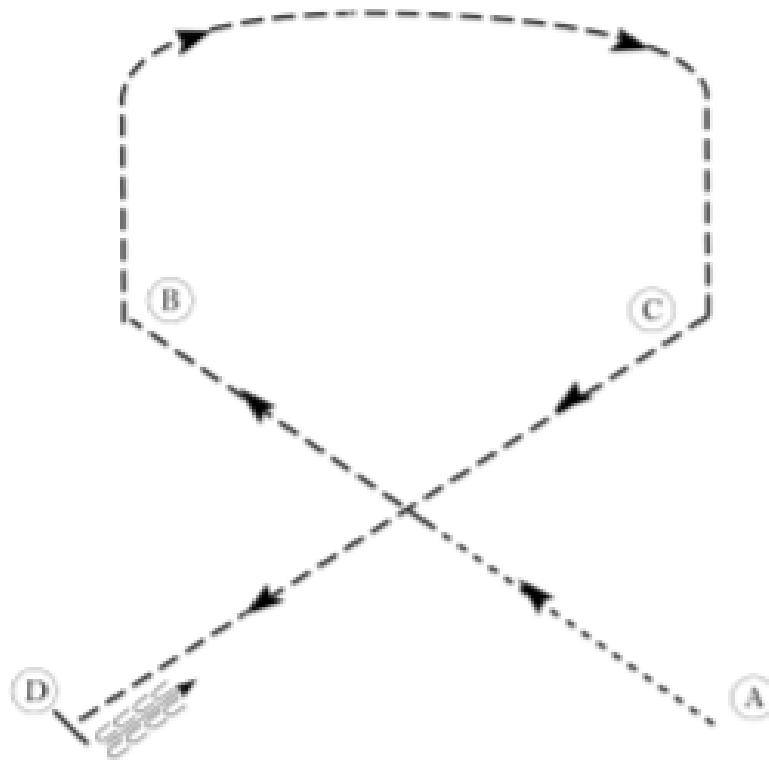
Pattern Provided by:

Judge

Sulphur Springs

Hunt Seat Equitation (Small Fry)

Show Date: 03/14/2021



Be ready at A.

1. Walk 1/2 way to B.
2. Posting trot on the left diagonal to B.
3. Sitting trot to C.
4. Posting trot on the right diagonal 1/2 way to D.
5. Sitting trot to D.
6. Halt at D and back approximately one horse length.

Exit at a sitting trot.

Walk
Trot	-----
Extended Trot	-----
Canter	-----
Leg Yield	
Lead Change	↙↘
Back	←←←←
Marker	(B)
Sidepass	↔↔
Hand Gallop	-----

Class # 72 & 73

[HSE/WT-23]

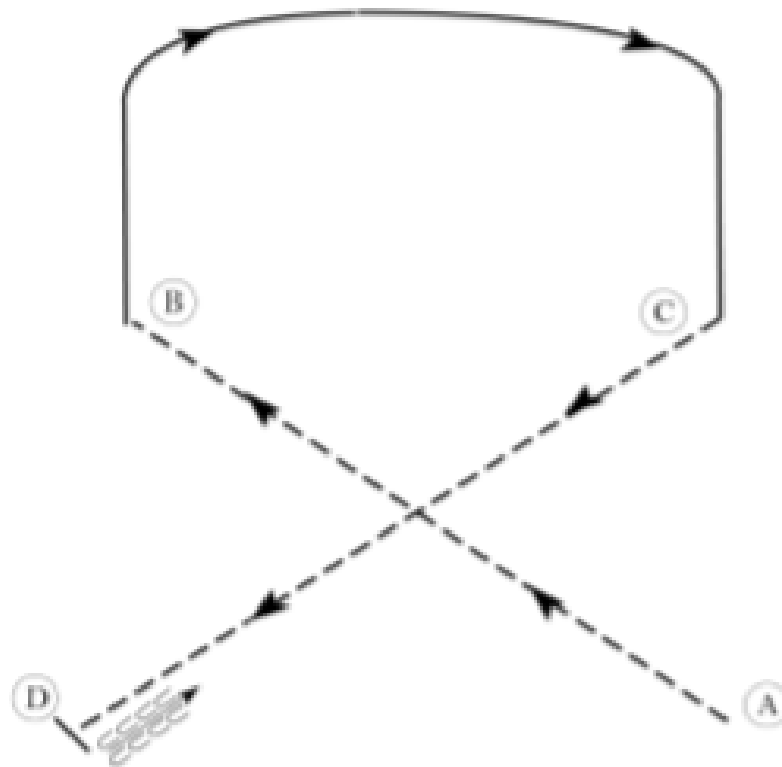
Pattern Provided by:

Judge

Sulphur Springs

Hunt Seat Equitation (Level 1)

Show Date: 03/14/2021



Be ready at A.

1. Posting trot on the left diagonal to B.
2. Canter right lead to C.
3. Posting trot on the right diagonal 1/2 way to D.
4. Sitting trot to D.
5. Halt at D and back approximately one horse length.

Exit at a sitting trot.

Walk
Trot	-----
Extended Trot	-----
Canter	-----
Leg Yield	
Lead Change	↘ ↙
Back	←←←←
Marker	(B)
Sidepass	← →
Hand Gallop	-----

Class # 74 & 75

[HSE/1-23]

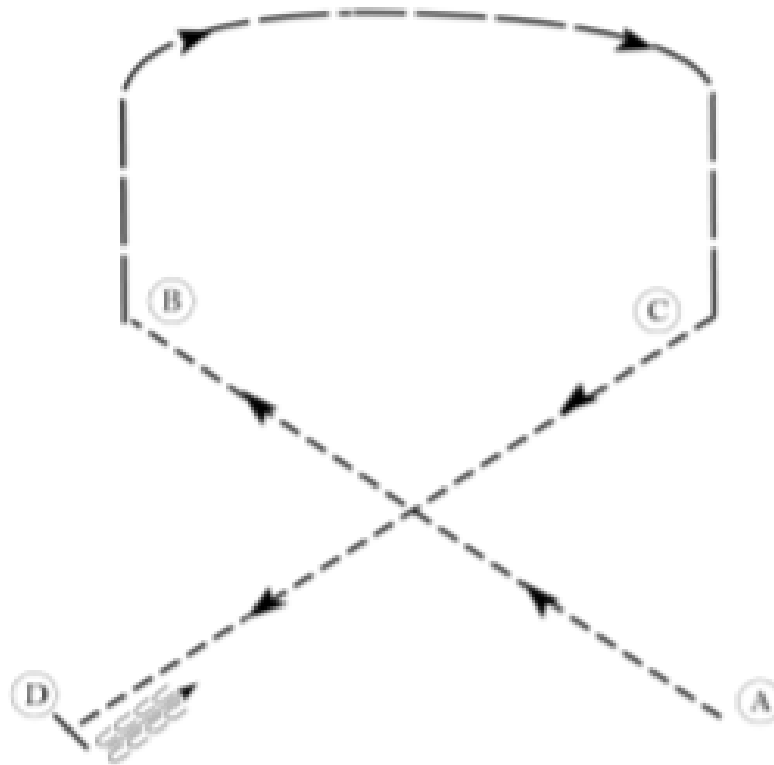
Pattern Provided by:

Judge

Sulphur Springs

Hunt Seat Equitation (Youth/Amateur)

Show Date: 03/14/2021



Be ready at A.

1. Sitting trot 1/2 way to B.
2. Posting trot on the left diagonal to B.
3. Hand gallop right lead to C.
4. Posting trot on the right diagonal 1/2 way to D.
5. Sitting trot to D.
6. Halt at D and back approximately one horse length.

Exit at a sitting trot.

Walk
Trot	-----
Extended Trot	-----
Canter	-----
Leg Yield	
Lead Change	↖ ↗
Back	← ← ← ← ←
Marker	⊙
Sidepass	← →
Hand Gallop	-----

Class # 76 & 77

[HSE/2-23]

Pattern Provided by:

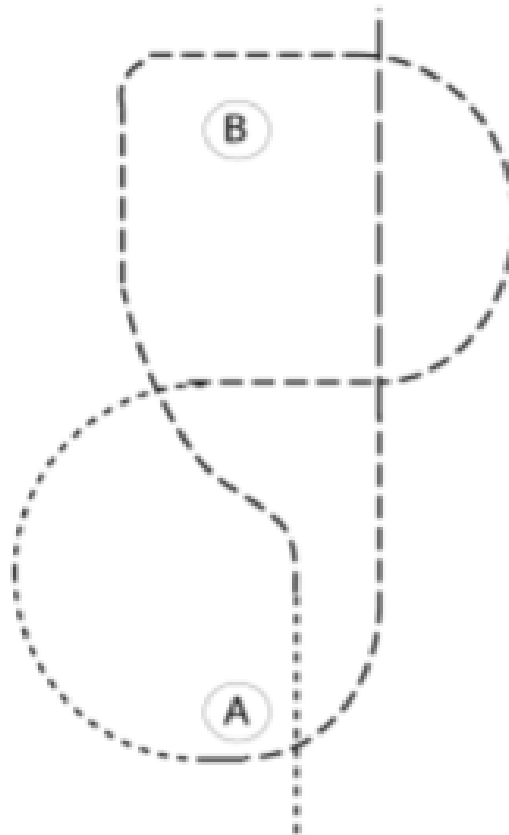
Judge

Sulphur Springs

Western Horsemanship (Small Fry)

Show Date: 03/14/2021

Class # 88 & 89



Be ready before A.

1. Walk approximately 2 horse lengths from A.
2. Jog to and around B as shown.
3. Jog a half circle to center of pattern.
4. Break to a walk and walk a half circle to A.
5. Jog from A halfway to B.
6. Extend the jog to and past B.

Pattern is over once you have passed B.

Follow the instructions of your ring steward.

Walk
Jog	-----
Extended Jog	-----
Lope	-----
Lead Change	
Back	
Marker	

[WH/WT-96]

Pattern Provided by:

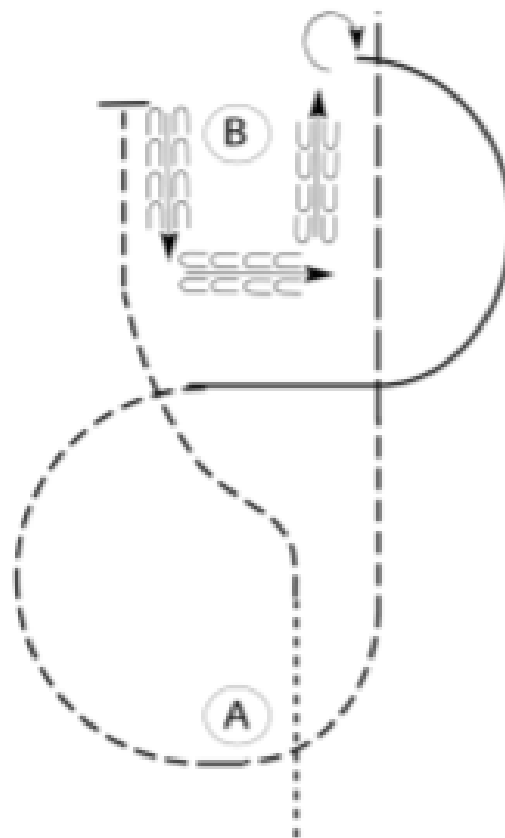
Judge

Sulphur Springs

Western Horsemanship (Level 1)

Show Date: 03/14/2021

Class # 90 & 91



Be ready before A.

1. Walk approximately 2 horse lengths from A.
2. Jog to B as shown.
3. Stop at B and back around B as shown.
4. Perform a 3/4 turn to the right.
5. Lope a half circle on the right lead to center of pattern.
6. Break to a jog, jog to and around A, and halfway to B.
7. Extend the jog to and past B.

Pattern is over once you have passed B.

Follow the instructions of your ring steward.

Walk
Jog	-----
Extended Jog	-----
Lope	-----
Lead Change	-----
Back	-----
Marker	(B)

[WH/1-96]

Pattern Provided by:

Judge

www.HorseShowPatterns.com

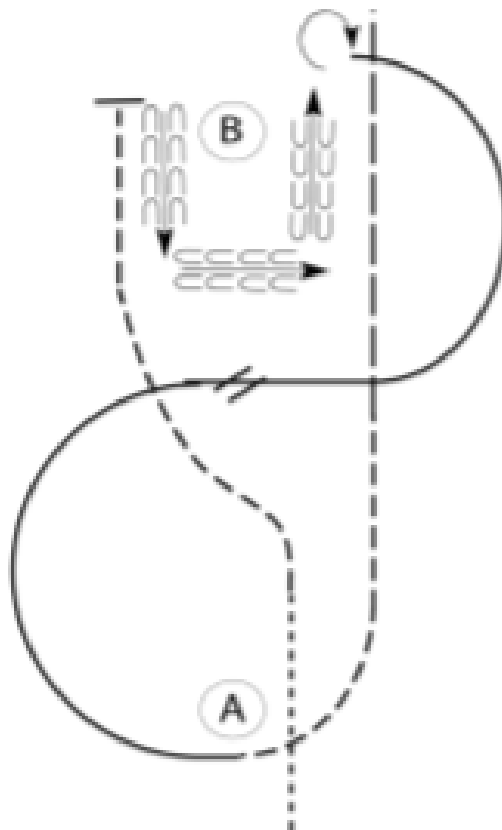
www.HorseShowPatterns.com

Sulphur Springs

Western Horsemanship (Youth/Amateur)

Show Date: 03/14/2021

Class # 92 & 93



Be ready before A.

1. Walk approximately 2 horse lengths from A.
2. Jog to B as shown.
3. Stop at B and back around B as shown.
4. Perform a 3/4 turn to the right.
5. Lope a half circle on the right lead to center of pattern.
6. Perform a simple lead change and lope a half circle to A.
7. Jog from A halfway to B.
8. Extend the jog to and past B.

Pattern is over once you have passed B.

Walk
Jog	-----
Extended Jog	-----
Lope	-----
Lead Change	-----
Back	-----
Marker	(B)

[WH/2-96]

Pattern Provided by:

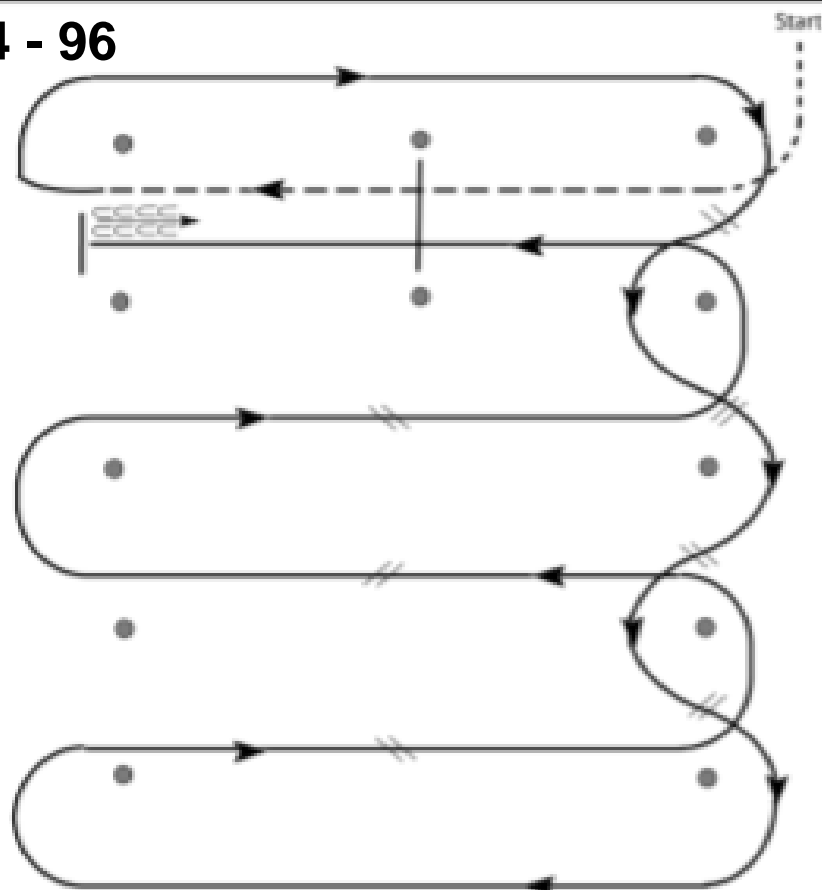
Judge

Sulphur Springs

Western Riding

Show Date: 03/14/2021

Class # 94 - 96



1. Walk, transition to jog, jog over log.
2. Transition to right.
3. First line change.
4. Second line change.
5. Third line change.
6. Fourth line change.
7. First crossing change.
8. Second crossing change.
9. Third crossing change.
10. Lope over log.
11. Lope, stop and back.

[WR/OP-4]

Pattern Provided by:

Judge